

Oversight Committee

November 6, 2026

Workforce Solutions ALAMO

BUILDING BUSINESS • BUILDING CAREERS

Meeting Minutes – August 28, 2026

Workforce Solutions ALAMO
BUILDING BUSINESS • BUILDING CAREERS



Quality Assurance Briefing

Dr. Ricardo Ramirez, Director of Quality Assurance

Workforce Solutions ALAMO

BUILDING BUSINESS • BUILDING CAREERS

TWC & Associated Monitoring

This item does not require Board action.

The item includes two attachments:

- VI.a. Att 1: Alamo CCIP Letter
- VI.a. Att. 2: Alamo CCIP Audit Resolution Letter

Workforce Solutions ALAMO
BUILDING BUSINESS • BUILDING CAREERS

Child Care Improper Payments (CCIP) Testing & HHSC SNAP E&T

CCS Improper Payments (CCIP)

TWC issued a letter on 08/21/26 with the final results of the CCIP monitoring, held in October 2025.

The monitoring resulted in a total overpayment of $108.00 for child care services for two of the 25 cases tested.

TWC's Audit Resolution issued the initial Audit Resolution Notice on 8/26/26 for the overpayments occurring in March and August 2025. The letter requested that WSA submit the payment to TWC within 21 days if it agreed with the result.

WSA reimbursed TWC $108.00 on 09/02/26, which resolved the issue.

HHSC SNAP E&T Monitoring

On 09/16/26, TWC informed WSA that HHSC's Community Access would conduct a SNAP E&T programmatic and fiscal monitoring review of TWC and the Alamo Board. The review covers 04/01/26 to 09/30/26.

HHSC requested information and documents from WSA, including the monitoring plan, corrective action plans, staffing levels and training, policies, and client training.

Staff has not received any additional information or inquiries about the status of the review (HHSC usually works with TWC, who then reaches out to WSA).

Recommendations & Next Steps

Recommendation: Staff welcomes the Board's feedback, guidance, and support for staff's ongoing internal control efforts.

Next Steps:

- **CCIP**: TWC did not provide specific information about the two cases, which makes it difficult for staff to address. However, the WSA Child Care Services Department will work with the new contractor to review possible causes, including where improper payments can occur and the actions needed to identify and process them.

- **SNAP E&T**: Staff has not received any further requests or information for the review. QA and Programs have developed a centralized training repository for staff training assignments, and will continue to provide any additional information that may be requested for the monitoring.

TWC Annual Monitoring (FY25-26)

This item does not require Board action.

The item includes two attachments:

- VI.a.i. Att. 1: WS Alamo BOARD DRP List
- VI.a.i. Att. 2: WS Alamo Exit Conference Report

Workforce Solutions ALAMO
BUILDING BUSINESS • BUILDING CAREERS

Analysis

TWC concluded its annual monitoring, which encompassed August 1, 2025, to July 31, 2026. TWC's team included six monitors. For this item, staff present the results along with additional information about what the monitoring covers. The Document Request Package (attached) provides a snapshot of the various elements that TWC tests with a focus on the following:

Fiscal	Board	Child Care	Program	Follow Up
• Disbursement/Cost Allocation/Support Services • Procurement/Leases • Cash and Cash Equivalents	• Monitoring Recertification (SNAP E&T/Non-Custodial Parent) • Automation (P-41/Terminations) • Personally Identifiable Information (PII) • Property	• Client Eligibility • Recoupment and PIRTS	• WIOA Data Validation • Priority of Service • RESEA	• Cash Management • Single Audit • DFPS Referrals • WIOA Eligibility • TANF Choices

Testing Items

- Three Document Request Package documents (one for the Board, which is attached, one for Child Care, and one for the Service Provider)
- One Internal Control Questionnaire (evaluates whether a system of sound internal control exists within the local Board), which reviews the:
  - Effectiveness and efficiency of operations
  - Reliability of financial reporting
  - Compliance with applicable laws and regulations
- One Memorandum of Understanding / Infrastructure Agreement Questionnaire
- Seventeen additional questionnaires (for disbursements, fiscal controls and integrity, procurement, cash and cash equivalents, single audits, property and inventory, automation, PII, Priority of Services, Choices, NCP, RESEA, SNAP, and TAA).
- Twelve samples and requests for information (for procurement, disbursements, payroll, fiscal controls, automation, property, and grants, such as Youth, NCP, SNAP)
- Center Walkthroughs: for PII, Priority of Services, and Cash Equivalent testing.

Monitoring Outcomes: Monitoring Certification & CCS PIRTS

TWC held an Exit Conference on 10/13/26.

Monitoring Certification: TWC certified QA's monitoring of SNAP E&T and NCP. Next year's review will include a complete recertification of WSA's monitoring.

Findings

1. **Child Care PIRTS/Recoupments**
   a. **PIRTS:** The Board did not ensure Program Integrity Reporting Tracking System (PIRTS) guidelines were followed.
      i. Two cases tested (100% error rate). The case status was not updated to Pending Case Closure within 90 days, and PIRTS cases were left open past the required timeframe without journal notes explaining the delay.
      ii. One case tested (100% error rate). The Final Demand Letter was not sent 30 days after the Collection Letter and was mailed late.

Monitoring Outcomes: CCS Recoupments

b. Recoupments

i. The Board did not ensure that recouped amounts from one federal fraud violation were returned to TWC, resulting in potential questioned costs of $5,947.71.

Note: On 10/15/26, WSA informed the TWC Subrecipient Monitoring Project Manager that the City of San Antonio collected a total of $2,309, which WSA returned to TWC.

Fiscal Impact: *This item represents the potential fiscal impact for WSA.*

Monitoring Outcomes: RESEA

2. **RESEA**
   i. In three of 22 cases (14% error rate), the Rapid Service Orientation (RSO) service was not updated to “Complete – (Successful Completion).”
   ii. In five of 20 cases (25% error rate), the work search logs for the prior two weeks were not reviewed and uploaded to the customer’s profile.
   iii. In six of 13 cases (46% error rate) a WF-42 form was not completed and uploaded to the customer profile and emailed to the UI liaison for any potential UI eligibility issues identified during the completion of the Eligibility form and/or review of the work search logs.

Recommendation & Next Steps

Recommendation: Staff welcomes the Board's feedback, guidance, and support for staff's ongoing internal control efforts.

Next Steps: WSA will receive a report of TWC's findings upon completion. The Executive Director will receive a courtesy copy of the final report five days before dissemination. The five-day embargo period will allow the Board to respond to each individual finding. The Board's response will be included in the final report. If the review identifies no issues, the Board will issue a management letter and close the review.

After issuing the monitoring report, TWC Audit Resolution will issue an Initial Resolution Notification, and the Board will have 45 calendar days from the issuance of the notification to respond.

Next Steps: Actions

QA met with Equus (10/26/26) and C2GPS (10/22/26) to review the items, emphasizing policies and procedures review, staff training, and additional internal monitoring and controls, and to report status and progress.

Child Care: The PIRTS and recoupments are associated processes. WSA staff are reviewing these, updating existing policies and procedures, and ensuring the contractor has the staff needed to complete these functions along with the required training.

RESEA: WSA staff are working with the contractor by providing technical assistance, reviewing policies and procedures, and documenting staff training and staffing patterns. The contractor's internal monitoring team will be submitting accuracy rate status and progress.

Goal: Implement needed actions and ensure we have documented systems and improvements in place to demonstrate resolution for when WSA receives the Final Report and begins working with TWC's Audit Resolution.

TWC Audit Resolution (FY 24-25)

This item does not require Board action.

The item includes one attachment:

- VI.a.ii. Att. 1: Alamo Initial Resolution Notice

Workforce Solutions ALAMO
BUILDING BUSINESS • BUILDING CAREERS

Analysis

TWC issued an Initial Audit Resolution Notification on September 1, 2026, for findings identified in TWC's Annual Monitoring for BCY 2024-2025, which occurred in October 2025.

The notice identified three findings requiring resolution within 45 calendar days of the letter.

WSA requested an extension for resolution, which TWC granted through 10/26/26.

Findings: Procurement

Ensure procurements are properly conducted and documented.
The Board did not maintain documentation in a format to support that the proper procurement steps were completed and documented prior to contract issuance for the procurement of legal services. The highest scorer was not selected, and justification for selection was not documented in the procurement file.

- By not adhering to federal, state and local procurement requirements, the Board cannot demonstrate that all procurement actions were conducted in a manner providing for full and open competition.

Documentation required: Documentation will be requested at a future date for this finding.

Status: Board staff met with TWC several times to discuss the finding. The most recent conference was held 10/30/2026 (to be discussed in Executive Session).

Findings: Single Audit Requirements

Ensure single audit requirements are met.

The Board did not ensure the single audit requirements were met. For two subrecipients the Board did not review the third-party review within six months of the issuance of the single audit reports. Without timely reviews of the single audit, the Board cannot ensure corrective actions are completed, if necessary.

TWC requested initial documentation, which staff submitted on 10/23/26. TWC recently requested validation of corrective plans as implemented by WSA.

Next Steps: Staff is preparing the response, due to TWC on 11/06/26.

Findings: Controls over Workforce Services (PII)

Strengthen controls over workforce services (PII) in the centers.
During the walkthrough of the Floresville Workforce Center, the monitor noted the Board did not have the first barrier in place at the entrance. There were no staff monitoring the front door to ensure that customers are signing in or registering when they enter the center. The center only had one staff at the center for workforce services. The second staff was not working that day. Without minimum protection standards, the Workforce Center is at risk of a security and Personal Identifiable Information (PII) breach.

TWC requested initial documentation, which staff submitted on 10/23/26. TWC recently requested steps taken to ensure staff presence to provide sufficient coverage, staff training documentation, and a copy of the staff tracker.

Next Steps: Staff is preparing the response, due to TWC on 11/06/26.

Recommendation & Next Steps

Recommendation: Staff welcomes the Board's feedback, guidance, and support as we work to resolve the items.

Next Steps:

- Staff will continue efforts to provide TWC Audit Resolution with documentation to clear all items.
- Updates will be provided to the Board as appropriate, and staff is confident that the items will be satisfactorily addressed and closed.

Quality Assurance Briefing

This item does not require Board action.

This item includes no attachments.

Workforce Solutions ALAMO
BUILDING BUSINESS • BUILDING CAREERS

External Monitoring (Ms. Nguyen, CPA)

WIOA Adult – C2 GPS: *100% complete. Overall accuracy rate of 97.11%. Two areas for continuous improvement:*

- *Evidence of accurate Measurable Skills Gains (MSGs) entry (86.67% accuracy)*
- *Evidence the employment information was verified by staff and entered under the Employment Ribbon in WIT (88.89% accuracy).*

WIOA Dislocated Worker – C2 GPS: *100% complete. Overall accuracy rate of 94.69%. Four areas for continuous improvement:*

- *Evidence of accurate MSGs entry (81.25%% accuracy),*
- *Documentation for MSGs and Credentials in the case file and in WIT notes (89.47% accuracy),*
- *Evidence that employment information was verified by staff and entered under the Employment Ribbon in WIT (80.00%% accuracy),*
- *Evidence of monthly contact with customers, or if no contact was made, that at least two additional attempts were documented within the month (73.33%).*

External Monitoring (Ms. Nguyen, CPA)

Child Care Services – Equus: *Testing is 100% complete. Currently working on the final report.*

Ready to Work – Multiple partners: *100% complete. For RtW, we follow a 'quality control' approach (as opposed to 'quality assurance'). Our consultant conducts tests, and we send the information to staff for action as needed. The process helps ensure we meet City standards.*

Internal Monitoring Activities

Supplemental Nutrition Assistance Program Employment and Training (SNAP E&T) – C2 GPS: *100% complete. Overall accuracy rate of 85.7%. Six areas for continuous improvement.*

- *Assessment of weekly activities (86.7% accuracy),*
- *Case management – participation hours (53.3% accuracy),*
- *Case management – Form 1817 submittal to HHSC (66.7% accuracy),*
- *Good Cause determination (73.3% accuracy),*
- *Good Cause entries in WIT (73.3% accuracy), and*
- *Follow-up after the initiation of a penalty (86.7% accuracy).*

Some items are repeats and reflect low accuracy rates, for which WSA will issue a Technical Assistance Plan (TAP) requiring resolution.

Internal Monitoring Activities

Noncustodial Parent Choices (NCP) – C2 CPS: *100% complete. Overall accuracy rate of 92.2%. Two areas for continuous improvement.*

- *Data Entry – Case Closure Date (46.7% accuracy)*
- *Data Entry – Timeliness (26.7% accuracy).*

PII and Priority of Service – All grants: *Testing is 62% complete.*

Other Activities

- ***New Program Monitoring Contract:*** As part of the new contract, working with Ms. Christine Nguyen, CPA, for this year's monitoring engagements.
- ***Contract Renewals:*** Completed Statements of Work, Profit, and Participant Planning Summaries for the subrecipient contract renewals.
- ***Youth Contractor Transition:*** Assisted with the transition of the youth contractor.
- ***Youth Work Experience Review:*** Working with three temporary staff assisting in reviewing work experience timesheets from the previous youth contractor.
- ***MIS Department:*** Working with two temporary staff with training on department functions.
- ***Data & Analytics:*** Promoting the agency's data and reporting goals.

Fiscal Impact: WSA's External Monitoring contract with Ms. Christine Nguyen, CPA: $203,685 (annual).

Recommendation & Next Steps

Recommendation: Staff welcomes the Board's feedback, guidance, and support as we continue our quality assurance and continuous improvement efforts to strengthen compliance with applicable requirements, enhance internal controls, and improve program performance.

Next Steps:

- Prepare for next year’s TWC monitoring certification process (occurs during the annual review).
- There is one item pending from this year’s review (PII monitoring), which will be reviewed during TWC’s annual monitoring.
- Finalize this year’s monitoring engagement timeline.
- Coordinate initiation of a Technical Assistance Plan (TAP) for the SNAP E&T program.
- QA and its contracted professional services consultant will be conducting follow-up reviews to verify that actions appropriately address findings.
- Continue reporting status updates to the Board, as appropriate.

Strategy – Internal and External Monitoring & Training Schedule

This item does not require Board action.

This item includes no attachments.

Workforce Solutions ALAMO
BUILDING BUSINESS • BUILDING CAREERS

Analysis

QA reports the following timelines and the staff training schedule for 2025-2026.

- The youth contractor transition required a considerable amount of time and effort, and it is ongoing. Staff adjusted schedules and ensured the agency met our and TWC's monitoring expectations and goals.
- Currently finalizing the Child Care Services (CCS) Final Report for Equus.
- Staff are currently finalizing the plans for this year's engagements and timeline for which:
  - Staff will be completing the remaining PII & Priority of Service Walkthroughs (about five center locations remaining), to be provided to TWC during next year's annual monitoring. Staff will then continue with this year's engagements.
  - WSA's external consultant is currently working on initiating the TANF review.
  - Staff are looking forward to another successful year implementing quality assurance functions and achieving WSA's continuous quality improvement goals.

Strategy
External Monitoring 2025-2026

Initial Estimated Timeline				Actual Timeline						
External Program Monitoring	*Duration* ++	*Start*	*Finish*	*Duration* ++	*Effort*	*Variance*	*Start*	*Finish*	*% Complete*	
Estimated Timeline: 2025-2026	**218**	**1/12/2026**	**11/11/2026**	**174**	**267**	***Duration***	**1/12/2026**	**9/10/2026**	**100%**	***Comments***
COSA - CC QIA	37	1/12/2026	3/3/2026	37	37	0	1/12/2026	3/3/2026	100%	Report issued
C2GPS - WIOA Adult	46	3/26/2026	5/28/2026	48	46	2	3/26/2026	6/1/2026	100%	Report issued
C2GPS - WIOA Dislocated Worker	46	3/26/2026	5/28/2026	48	46	2	3/26/2026	6/1/2026	100%	Report issued
COSA - Child Care Services	41	5/13/2026	7/8/2026	51	45	10	5/13/2026	7/22/2026	100%	Report issued. Testing extended to complete the review due to issues with TX3C.
Equus - Child Care Services	41	5/13/2026	7/8/2026	73	65	32	5/13/2026	8/21/2026	100%	Completing Final Report. Extended due to TX3C issues and TWC policy clarifications.
C2GPS - NCP	39	6/4/2026	7/28/2026	Moved NCP to be completed by Internal QA						
SERCO - WIOA Youth	40	7/7/2026	8/31/2026	Postponed. Will work with TWC Annual Monitors on next steps.						
C2GPS - TANF/Choices	42	9/3/2026	10/30/2026	Most recent review will be used for TWC Annual Monitoring. The next review will be completed with the new contract starting 10//01/2026.						
CONSORTIUM - Ready to Work	27	10/6/2026	11/11/2026	28	28	1	8/4/2026	9/10/2026	100%	Adjusted schedule, initiated earlier to complete by end of Sept.

Strategy
Internal Monitoring 2025-2026

Initial Estimated Timeline				Actual Timeline						
Internal Program Monitoring	***Duration*** ++	***Start***	***Finish***	***Duration*** ++	***Effort***	***Variance***	***Start***	***Finish***	***% Complete***	***Comments***
Estimated Timeline: 2025-2026	**260**	**11/3/2025**	**10/30/2026**	**201**	**303**	***Duration***	**11/3/2025**	**10/13/2026**	**96%**	
SNAP Phase II Follow Up	51	11/3/2025	1/12/2026	49	45	-2	11/3/2025	1/8/2026	100%	Report issued.
Informal Reviews (attributes <90% accuracy)	69	12/12/2025	3/18/2026	91	76	22	12/12/2025	4/17/2026	100%	Reports issued. Extended to complete additional testing.
TWC Migrant Seasonal Farm Worker (MSFW)				15	15	15	2/18/2026	3/10/2026	100%	Unplanned TWC Monitoring. Required adjusting timelines.
PII Walkthroughs and Priority of Service	30	3/2/2026	4/10/2026				9/22/2026		62%	Adjusting schedule due to RESEA, MSFW, Youth WEX, other projects. Delay in completion due to priority projects extending the timeframe.
C2GPS - RESEA	38	3/9/2026	4/29/2026	34	34	-4	3/2/2026	4/16/2026	100%	Report issued. Adjusted start to begin earlier.
C2GPS- SNAP	36	4/9/2026	5/28/2026	56	31	20	5/6/2026	7/22/2026	100%	Report Issued. Delayed start due to priority projects, which extended the timeframe.
C2GPS- NCP	38	5/7/2026	6/29/2026	50	28	12	6/2/2026	8/10/2026	100%	Report issued. Testing delayed due to priority projects, which extended the timeframe.
WIOA Youth Work Experience Review - Targeted				24	21	24	6/12/2026	7/15/2026	100%	Added to timeline. Complete.
TWC Annual Monitoring	80	7/13/2026	10/30/2026	67	53	-13	7/13/2026	10/13/2026	100%	TWC Monitoring complete.

Strategy Training Schedule

Est. Dates	Num	Topic
		Part 1: Workforce Development & Local Boards
Completed	1	Workforce Development System
	2	Local Workforce Development Boards
		Part 2: Local Plan
Completed	3	Local Plan
	4	High Performing Board
		Part 3: Labor Market Assessment & Planning
Partially Completed	5	Employment-Related Measures I
	6	Employment-Related Measures II

Est. Dates	Num	Topic
		Part 4: Workforce Policies
Nov-Dec	7	Federal & State Guidance
	8	Local Policies
		Part 5: Performance
Jan-Feb	9	TWC-Contracted Performance
	10	Locally-Developed Performance
		Part 6: Internal Controls
Mar-Apr	11	Risk Assessment
	12	Quality Assurance & Quality Control
		Part 7: Board Agreements & Contracts
May-Jun	13	TWC Agreements and Grants
	14	WSA Contracts

Chief Elected Officials End-of-Year Report Highlights

This item does not require Board action.

This item includes no attachments.

Workforce Solutions ALAMO
BUILDING BUSINESS • BUILDING CAREERS

(Report covers October 2025 to September 2026)

Background/Analysis

- The Interlocal and Partnership Agreement requires WSA to report service information to the local public officials on a monthly basis. To that end, WSA publishes the Chief Elected Officials (CEO) Report and releases it to the county judges, the Bexar County commissioner, and the City Mayor.
- Staff use TWC Application data and customer success stories to develop thirteen reports, one for each public official. The report provides information on center traffic, job placements and postings, program participation, childcare services, career fairs, and the labor market.

Highlights

- 98,124 people visited Alamo Workforce Centers, averaging 389 visits per day.
- Visits to the centers were primarily driven by employment services.
- Employers advertised 4,939 positions, adding up to 16,342 open roles in the Alamo Area.
- 12,456 individuals were successfully placed in employment.
- Enrollment in workforce programs rose to 4,097 participants, receiving a combined 165,059 units of service.
- The Centers conducted 50 job fairs, assisting 602 employers to conduct 5,835 interviews and hire 566 job seekers.

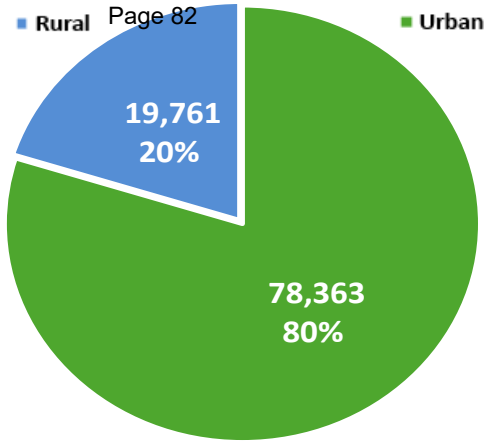

- Total guests: 98,124.
- Average Daily Visits: 389.
- Datapoint (urban highest): 32%.
- New Braunfels (rural highest): 24%.

Center Traffic

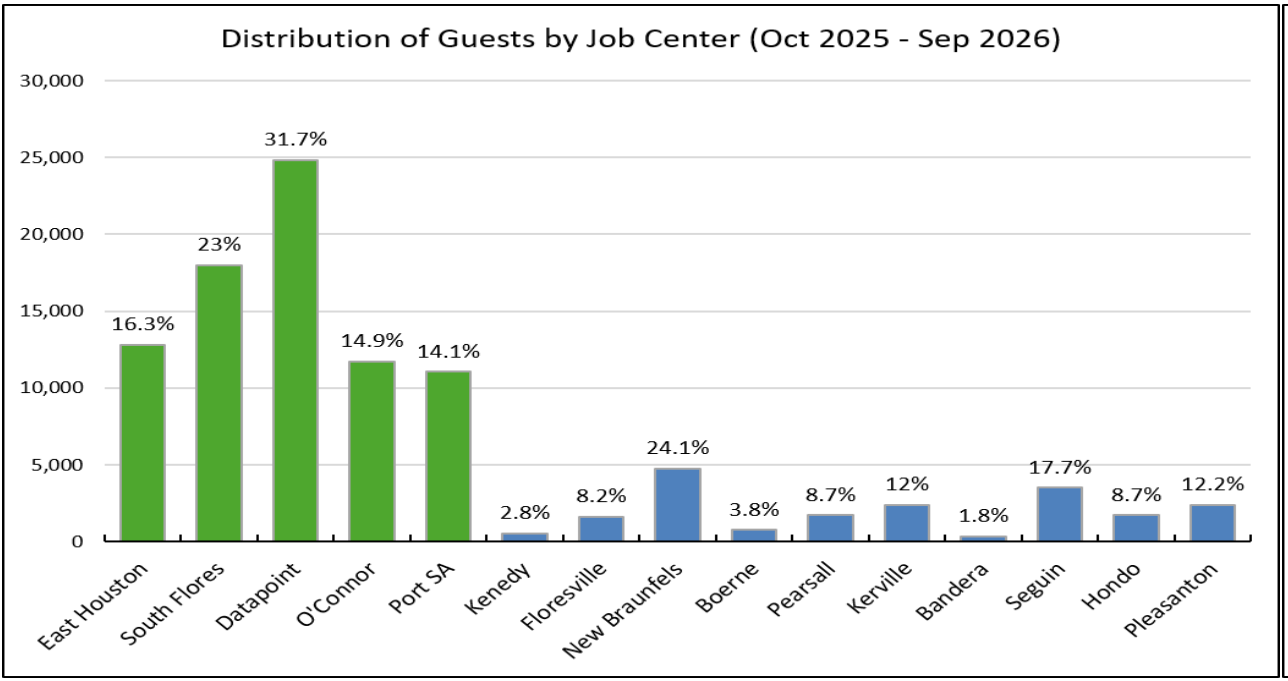

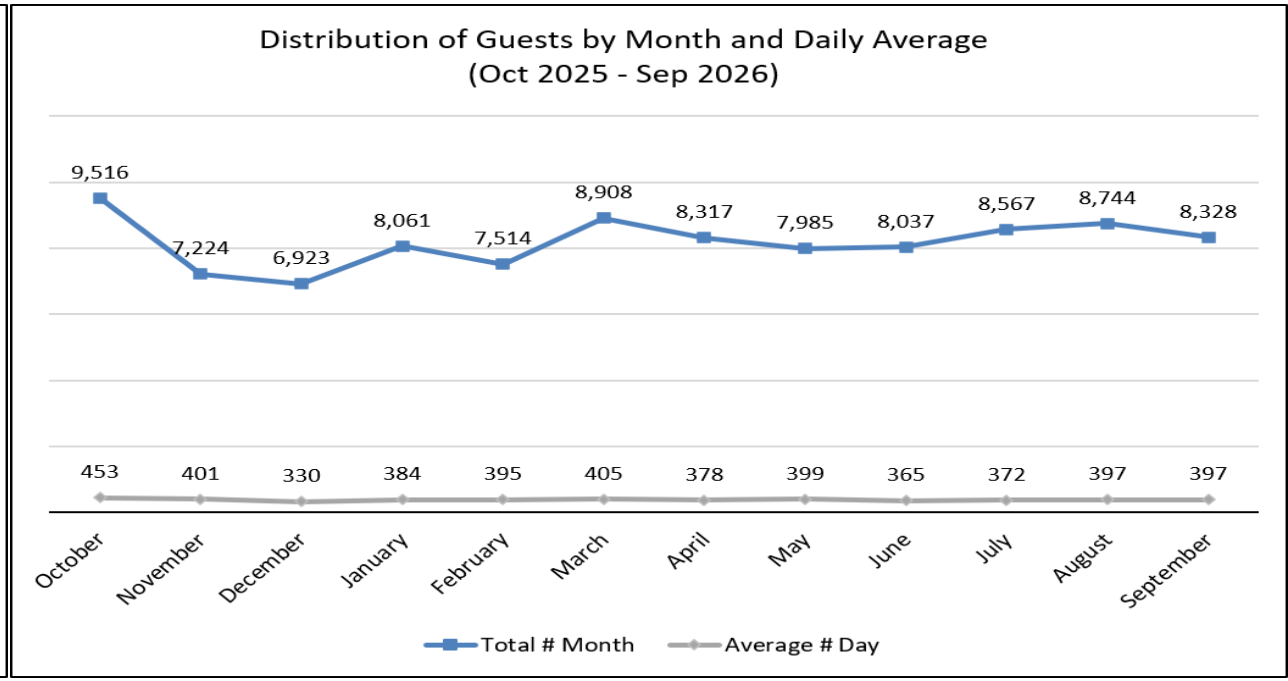

Registered Job Seekers & Visits

Registered Job Seekers: 38,797.

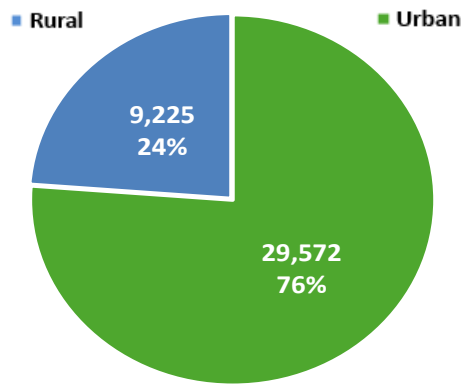

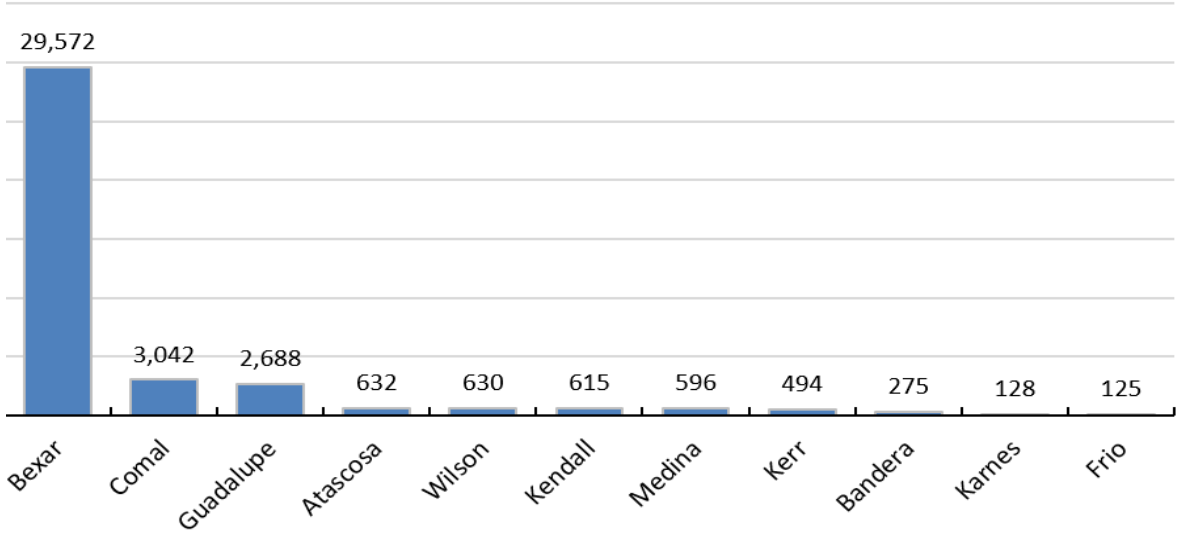

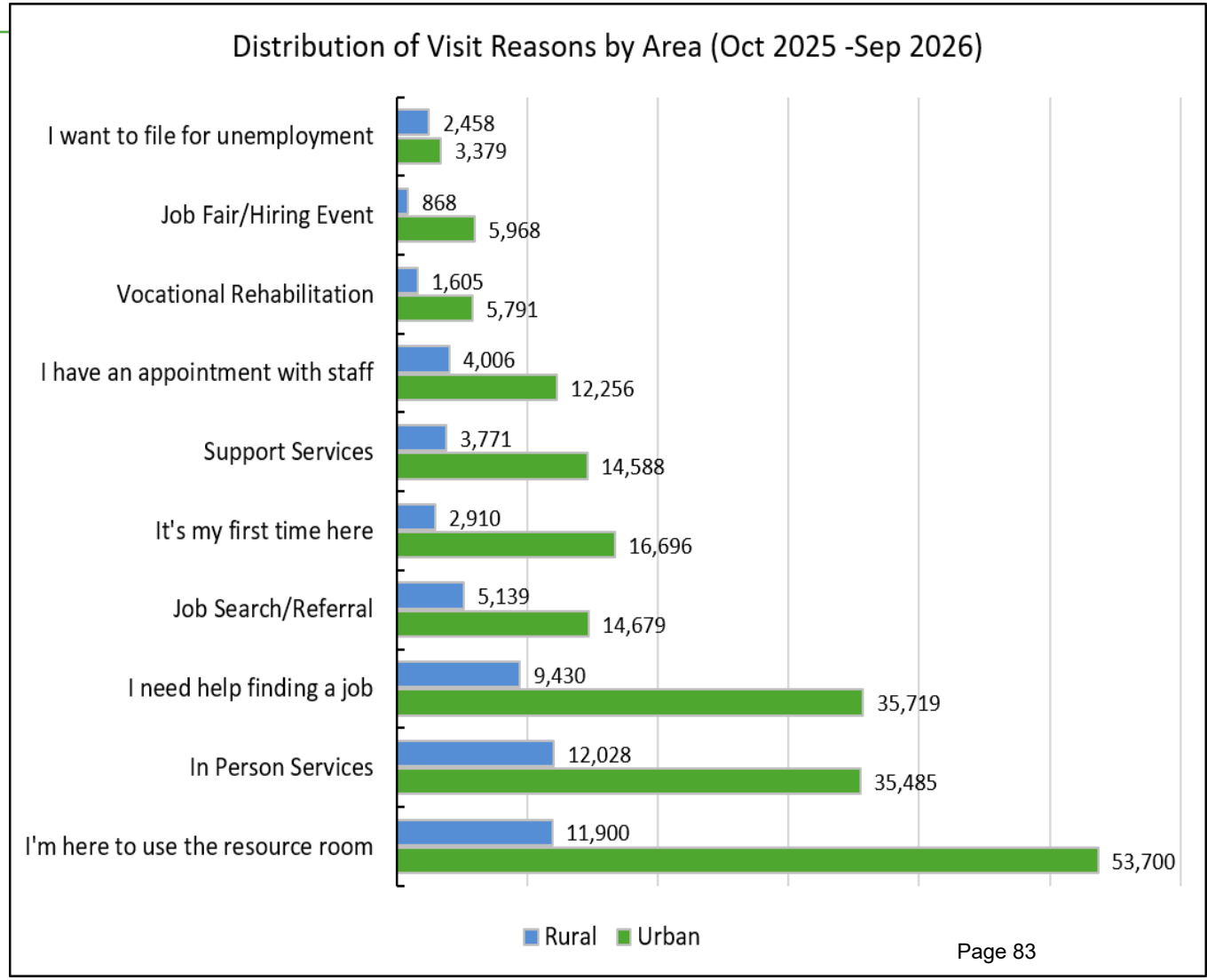

Labor Exchange Summary

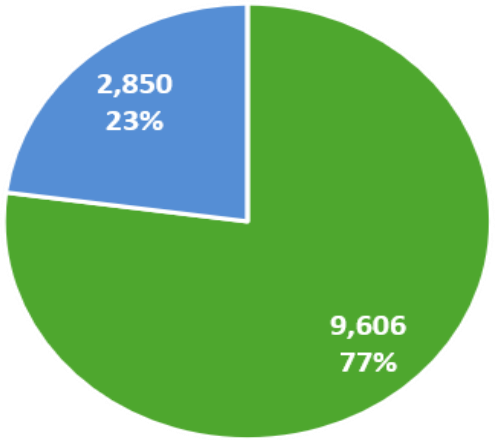

JOB PLACEMENTS

12,456

(OCT 25 - SEP 26)

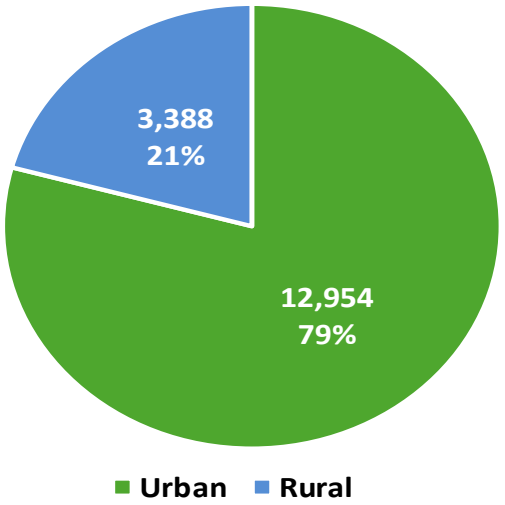

UNIQUE POSITIONS POSTED

16,342

(OCT 25 - SEP 26)

October 2025 -September 2026				
County	Job Placements	Unique Job Postings	Unique Positions	Employers Competing
Bexar	9,606	3,707	12,954	895
Atascosa	692	75	369	37
Bandera	13	37	77	15
Comal	690	262	721	131
Frio	76	114	610	47
Gillespie	11	77	256	40
Guadalupe	215	204	399	91
Karnes	8	36	61	14
Kendall	501	103	212	44
Kerr	151	172	371	57
McMullen	0	25	34	8
Medina	459	68	175	31
Wilson	34	59	103	25
Total	12,456	4,939	16,342	1,435

Workforce Participation and Training Report

Program Participants: 4,097.
Units of Service: 165,059

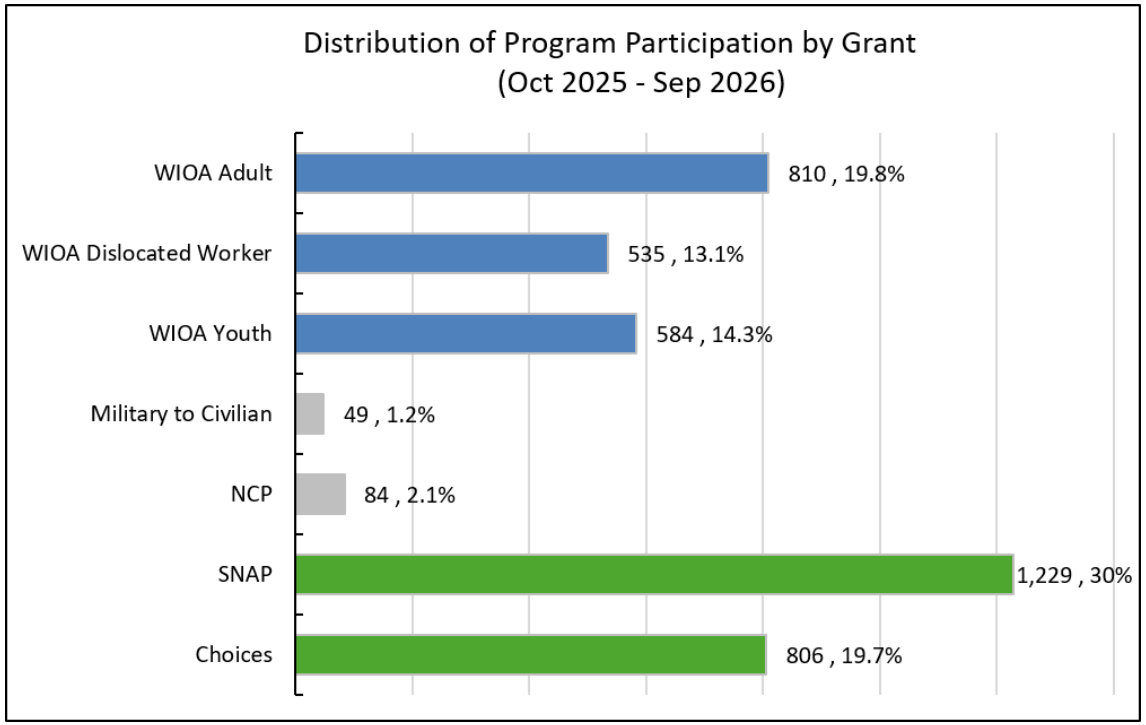

Top Ten Programs of Study

Program They Trained In	Received Training	% of Total	Received Credential	Gained Employment	Currently Active
Transportation and Material Moving Occupations	94	20.8	62	59	34
Healthcare Practitioners and Technical Occupations	69	15.3	15	39	30
Healthcare Support Occupations	63	13.9	25	43	27
Computer and Mathematical Occupations	44	9.7	21	17	21
Office and Administrative Support Occupations	36	8.0	10	25	16
Business and Financial Occupations	31	6.9	13	21	17
Installation, Maintenance, and Repair Occupations	24	5.3	8	13	15
Construction and Extraction Occupations	20	4.4	10	9	12
Management Occupations	17	3.8	6	8	7
Production Occupations	15	3.3	5	9	10

* Some participants may have more than one training occupation reported

- 381 unique participants received Training Services
- 157 obtained an industry-recognized credential (41.2%).
- 218 (57.2%) gained employment
- 173 are currently active.

Career Fairs

Cumulative Board Contract Year Totals | October 2025 September 2026

50 Job Fairs Facilitated

602 Employers Assisted

5,835 Interviews

566 Hires

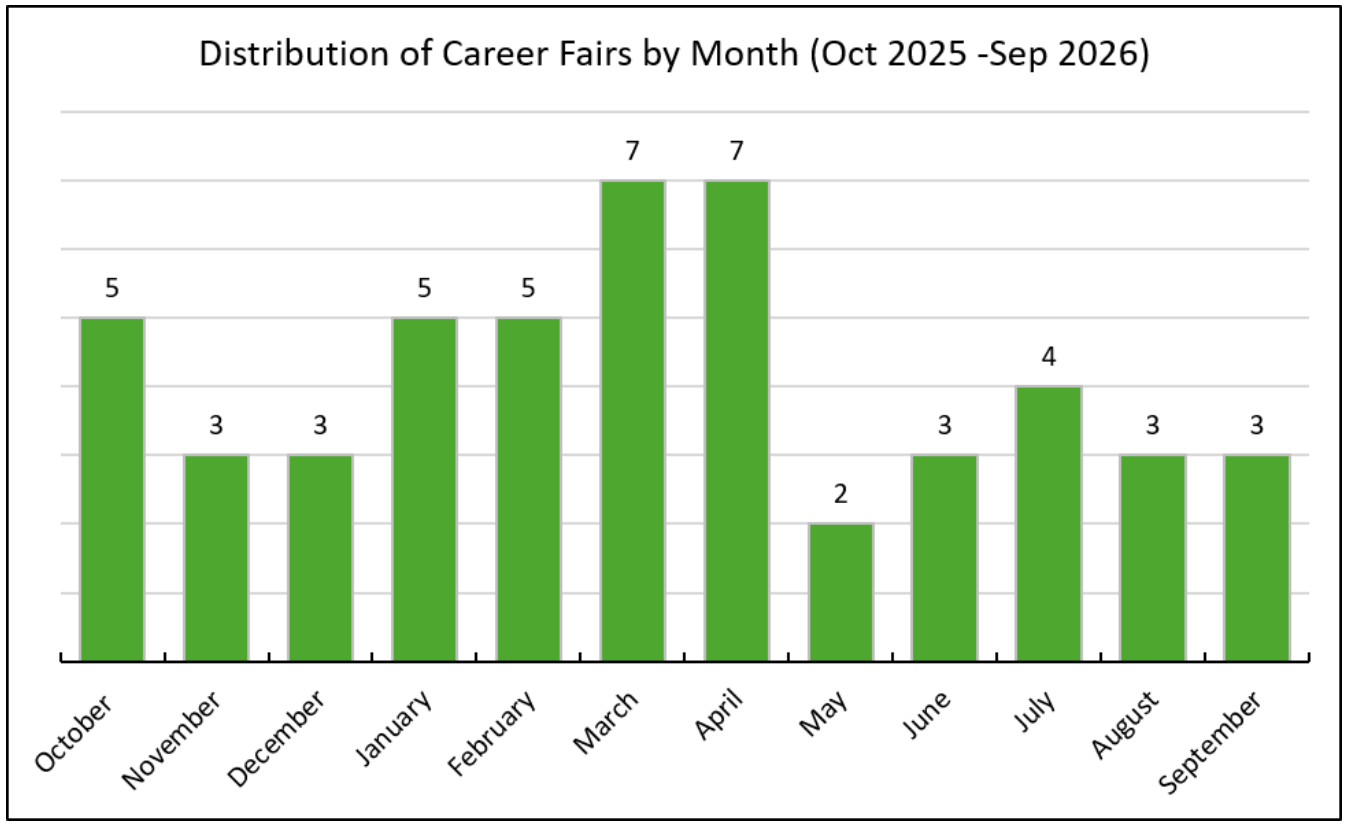

LOCAL AREA UNEMPLOYMENT STATISTICS – SEPTEMBER 2026

Workforce Solutions ALAMO
BUILDING BUSINESS • BUILDING CAREERS
AmericanJobCenter

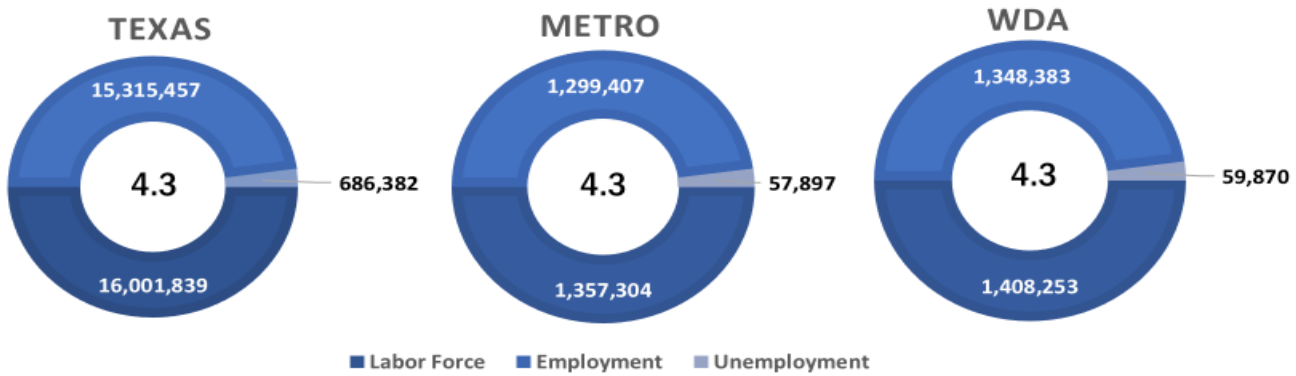

SAN ANTONIO-NEW BRAUNFELS METRO 4.3 UNEMPLOYMENT RATE IS EQUAL TO THE 4.3 REPORTED FOR THE STATE AND RANKS 2nd HIGHEST AMONG THE LARGE METRO AREAS

10/16/26

Unemployment rates decreased for most counties in September for the Alamo Region.

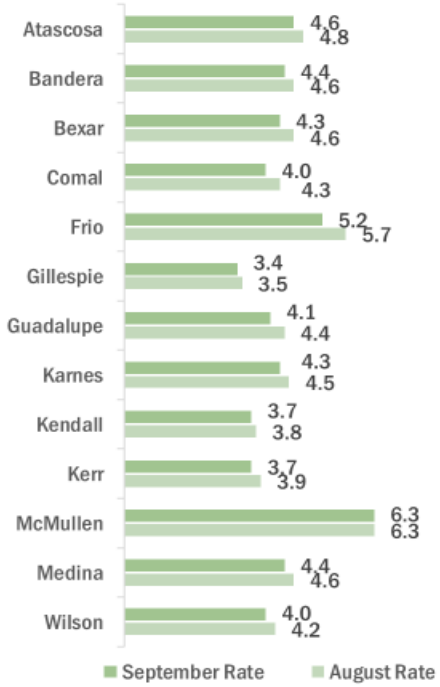

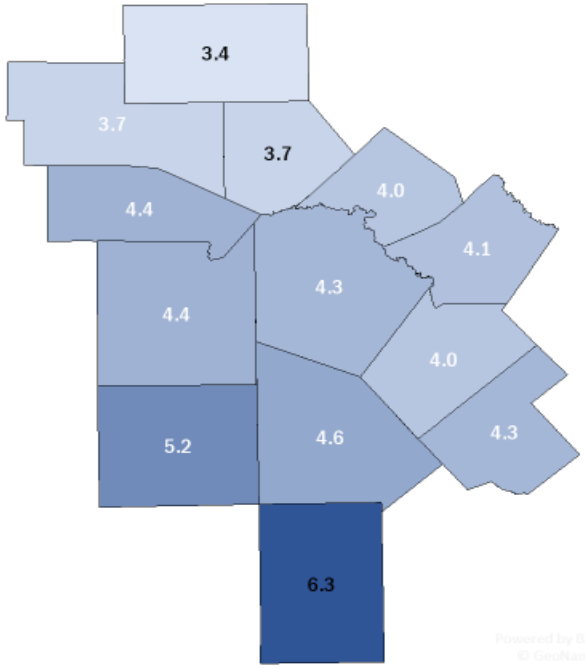

New Braunfels has the lowest unemployment rate among the area cities.

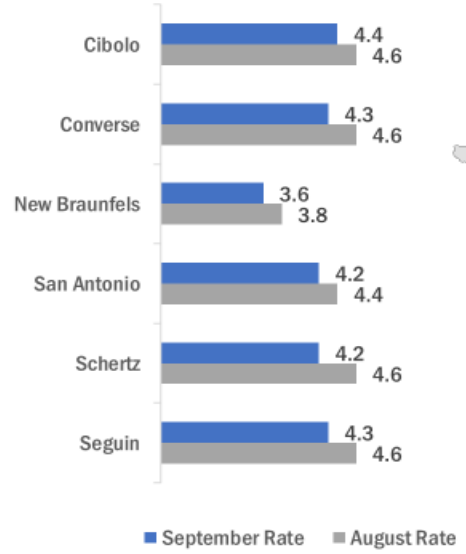

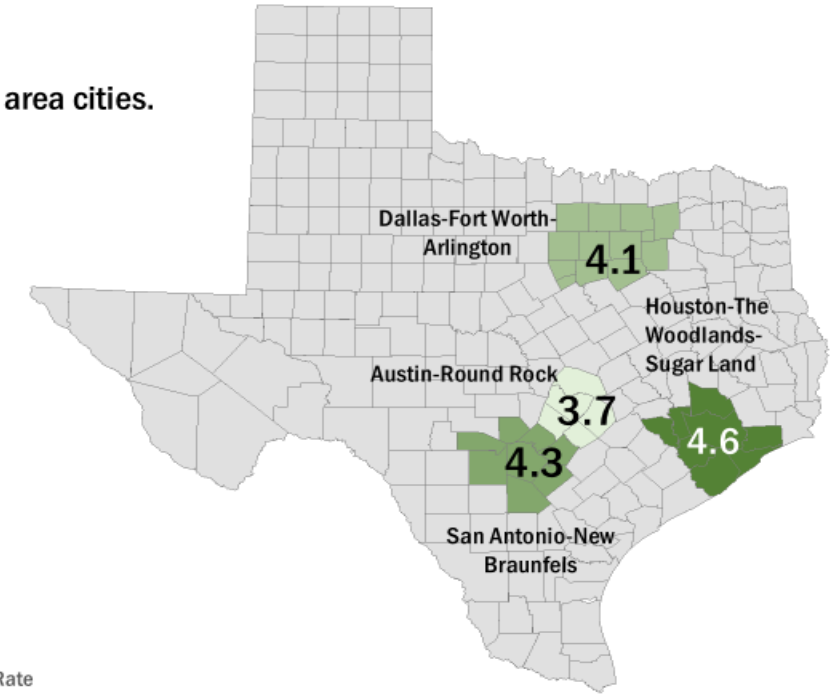

Source: Texas Workforce Commission/LMCI/LAUS

The Local Area Unemployment Statistics (LAUS) program produces monthly and annual employment, unemployment, and labor force data for Census regions and divisions, States, counties, metropolitan areas, and many cities.

Powered by Bing
© GeoNames, Microsoft, TomTom

Workforce Solutions Alamo is an equal opportunity employer/program. Auxiliary aids and services are available upon request to individuals with disabilities. Texas Relay Numbers: 1-800-735-2989 (TDD) or 1-800-735-2988 (Voice) or 711.

Childcare Services

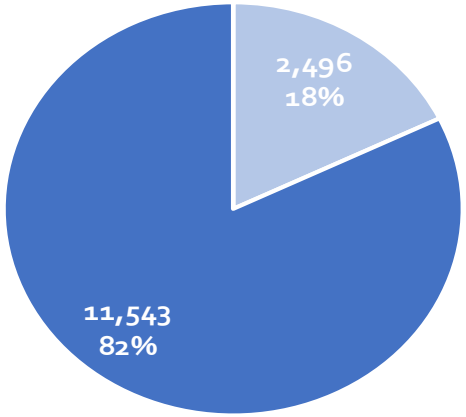

AVERAGE CHILDREN SERVED AT EARLY LEARNING PROGRAMS (CCS)

14,039

(OCT 25 - SEP 26)

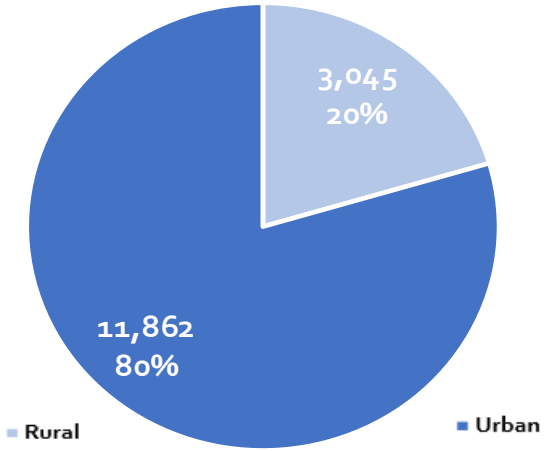

CHILDREN ON WAITLIST

14,907

(SEP 26)

Counties	SERVED (OCT25-SEP26) Children	Families	ON WAITLIST (SEP 2026) Children
Atascosa	376	204	354
Bandera	49	29	98
Bexar	11,543	6,597	11,862
Comal	478	305	671
Frio	123	72	130
Gillespie	77	50	120
Guadalupe	604	350	784
Karnes	43	28	68
Kendall	114	71	111
Kerr	196	129	240
McMullen	1	1	0
Medina	283	157	306
Wilson	152	92	163
Total	14,039	8,084	14,907

Labor Market Analytics: Job Postings

Company	Total/Unique (Oct 2025 - Sep 2026)
University Health	76,391 / 10,606
CHRISTUS Health	28,572 / 6,783
Methodist Healthcare	25,689 / 5,319
H-E-B	6,779 / 2,880
HCA Healthcare	7,878 / 2,121
USAA	13,237 / 1,993
Soliant Health	1,880 / 1,580
Allied Universal	5,238 / 1,428
GPAC	3,931 / 1,124
Robert Half	1,641 / 1,077

Job Postings Alamo Workforce Area

Source: LIGHTCAST

Recommendation & Next Steps

Recommendation: Analyze and present WSA activities alongside area labor market trends to identify job and training opportunities and support employer demand for a skilled workforce.

Next Steps:

- Continue producing the monthly CEO Report, highlighting outcomes and keeping the area's chief elected officials informed of WSA's successes.
- Maintain the Board of Directors informed by presenting outcomes to the various committees.
- Incorporate additional analyses that can be transformed into actionable strategies and efforts in support of informed decision-making and improved center operations and services.



Questions

Workforce Solutions ALAMO
BUILDING BUSINESS • BUILDING CAREERS



Programs & Operational Briefing

Victoria Rodriguez, Director of Workforce Services

Workforce Solutions ALAMO

BUILDING BUSINESS • BUILDING CAREERS

Partners for Reentry Opportunities in Workforce Development (PROWD)

Reduce recidivism, bridge labor gaps in high-demand industries, and provide structured career pathways.

291

Enrolled

223

Job placed

235

Completed training

226

Received MSG

August 2026

Official Monthly Performance Report • Board Contracted • Workforce Solutions Alamo

4	6	3	3	5
Exceeding	Meeting	At risk	Not meeting	N/A / not rated

Priority measures identified as Not Meeting (NM)

Adult | Employed Q4

88.36% of current target

Career & Training | Credential Rate

93.77% of current target

Child Care | Initial Job Search Success

87.15% of current target

MPR status codes are preserved as reported; N/A includes suppressed or unclassified measures.



Questions

Workforce Solutions ALAMO
BUILDING BUSINESS • BUILDING CAREERS



CEO Report

Adrian Lopez

Workforce Solutions ALAMO

BUILDING BUSINESS • BUILDING CAREERS

Youth Services Contract

Workforce Solutions ALAMO

BUILDING BUSINESS • BUILDING CAREERS



Questions

Workforce Solutions ALAMO
BUILDING BUSINESS • BUILDING CAREERS



Chair Report

Dr. Sammi Morrill, Committee Chair

Workforce Solutions ALAMO

BUILDING BUSINESS • BUILDING CAREERS



Questions

Workforce Solutions ALAMO
BUILDING BUSINESS • BUILDING CAREERS

Thank you!

Workforce Solutions ALAMO
BUILDING BUSINESS • BUILDING CAREERS