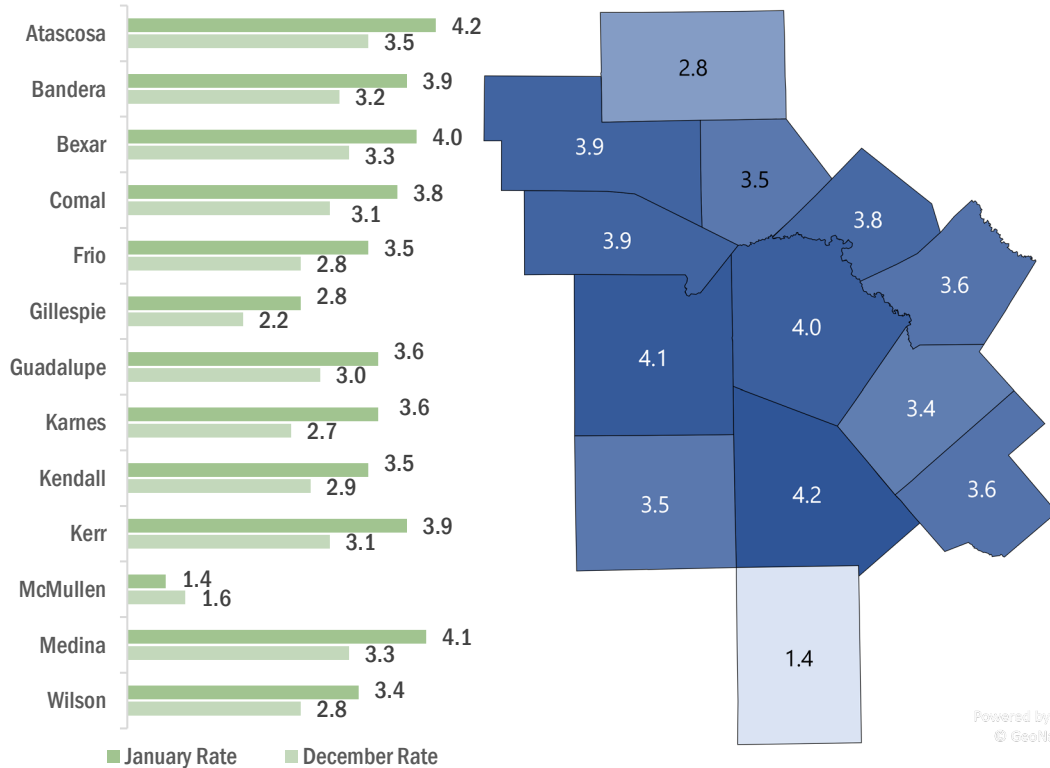


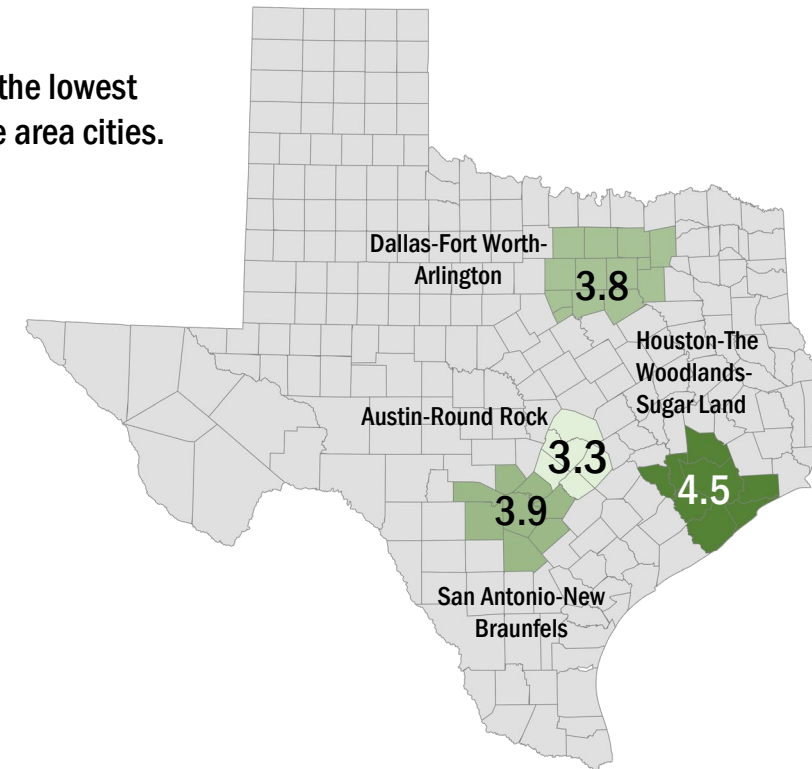
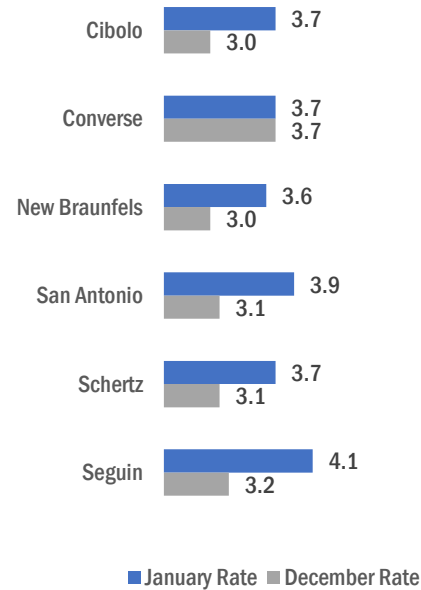
**SAN ANTONIO-NEW BRAUNFELS METRO 3.9 UNEMPLOYMENT RATE IS LOWER THAN 4.2 REPORTED FOR THE STATE AND RANKS 3<sup>rd</sup> LOWEST AMONG THE LARGE METRO AREAS**

1/20/23

**Unemployment rates increased for most counties in January for the Alamo region except McMullen which decreased.**



**The City of New Braunfels has the lowest unemployment rate among the area cities.**



Source: Texas Workforce Commission/LMCI/LAUS

The Local Area Unemployment Statistics (LAUS) program produces monthly and annual employment, unemployment, and labor force data for Census regions and divisions, States, counties, metropolitan areas, and many cities.

Powered by Bing © GeoNames, Microsoft, TomTom

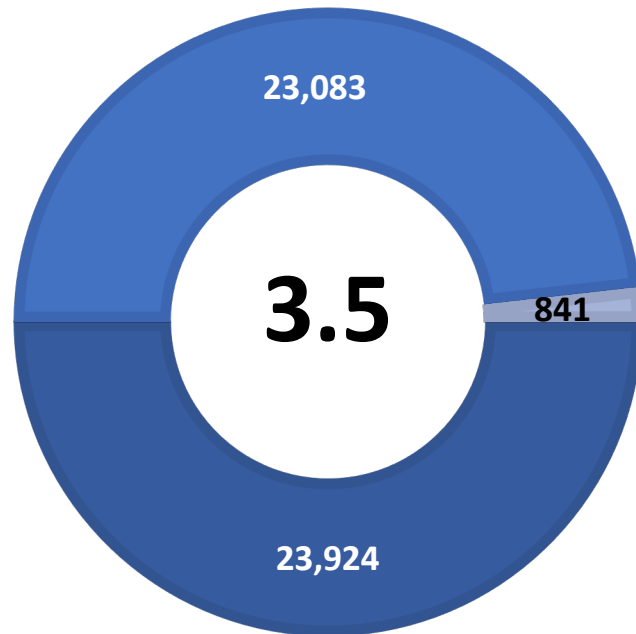
# KENDALL COUNTY UNEMPLOYMENT RATE INCREASES TO 3.5 PERCENT

## Workforce Solutions Alamo releases January 2023 Jobs Report

Source: Texas Workforce Commission/LMCI/LAUS

The Local Area Unemployment Statistics (LAUS) program produces monthly and annual employment, unemployment, and labor force data for Census regions and divisions, States, counties, metropolitan areas, and many cities.

KENDALL TX US



■ Labor Force
 ■ Employment
 ■ Unemployment

### Highlights

- **3.5% January County Unemployment Rate (Not Seasonally Adjusted)**
- **841 people actively looking and available for work**
- **UP from 2.9% in December**
- **LOWER than the 3.9% Unemployment Rate for the 13-County WDA Area**
- **LOWER than the 4.2% Unemployment Rate for the State of Texas**
- **KENDALL Unemployment Rate ranked 4<sup>th</sup> lowest in the 13-County WDA Area**

*Note: Only the actual/unadjusted series unemployment rate estimates for Texas and the US are comparable to sub-state unemployment rates. Adjusted rates are calculated by smoothing out the changes in unemployment due to the typical seasonal hiring and layoffs. Rates reported are estimates and variations in previously reported rates can occur with BLS readjustments.*