

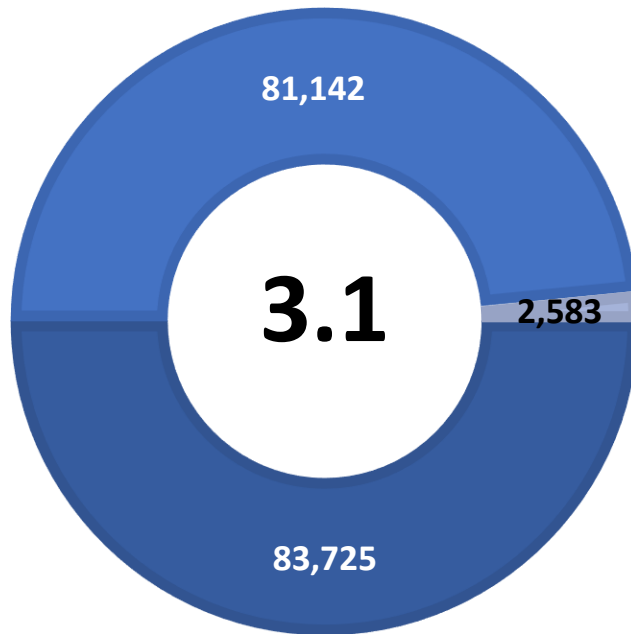
# GUADALUPE COUNTY UNEMPLOYMENT RATE INCREASES TO 3.1 PERCENT

## Workforce Solutions Alamo releases May 2022 Jobs Report

Source: Texas Workforce Commission/LMCI/LAUS

The Local Area Unemployment Statistics (LAUS) program produces monthly and annual employment, unemployment, and labor force data for Census regions and divisions, States, counties, metropolitan areas, and many cities.

### GUADALUPE TX US



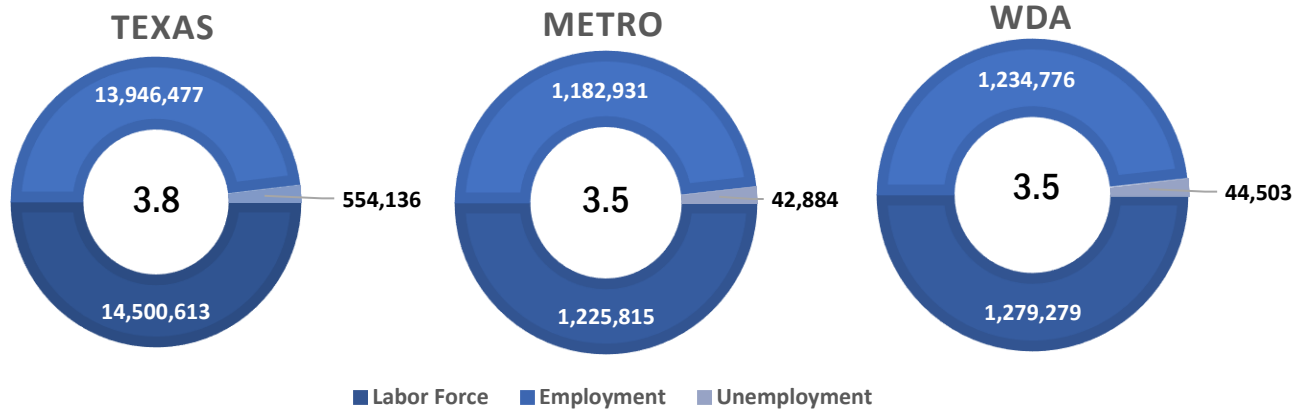
■ Labor Force
 ■ Employment
 ■ Unemployment

### Highlights

- **3.1% May County Unemployment Rate (Not Seasonally Adjusted)**
- **2,583 people actively looking and available for work**
- **UP from 2.9% in April**
- **LOWER than the 3.5% Unemployment Rate for the 13-County WDA Area**
- **LOWER than the 3.8% Unemployment Rate for the State of Texas**
- **GUADALUPE Unemployment Rate ranked 5<sup>th</sup> lowest among the 13-County WDA Area**

*Note: Only the actual/unadjusted series unemployment rate estimates for Texas and the US are comparable to sub-state unemployment rates. Adjusted rates are calculated by smoothing out the changes in unemployment due to the typical seasonal hiring and layoffs. Rates reported are estimates and variations in previously reported rates can occur with BLS readjustments.*

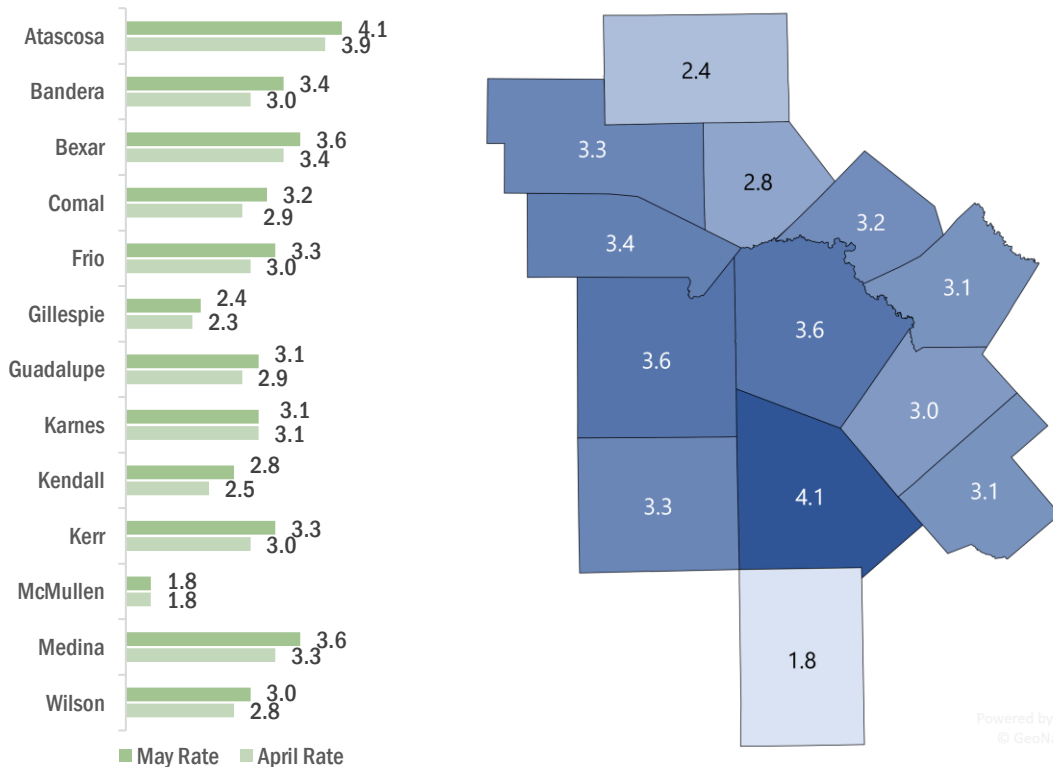
*Workforce Solutions Alamo is an equal opportunity employer/program. Auxiliary aids and services are available upon request to individuals with disabilities. Texas Relay Numbers: 1-800-735-2989 (TDD) or 1-800-735-2988 (Voice) or 711.*



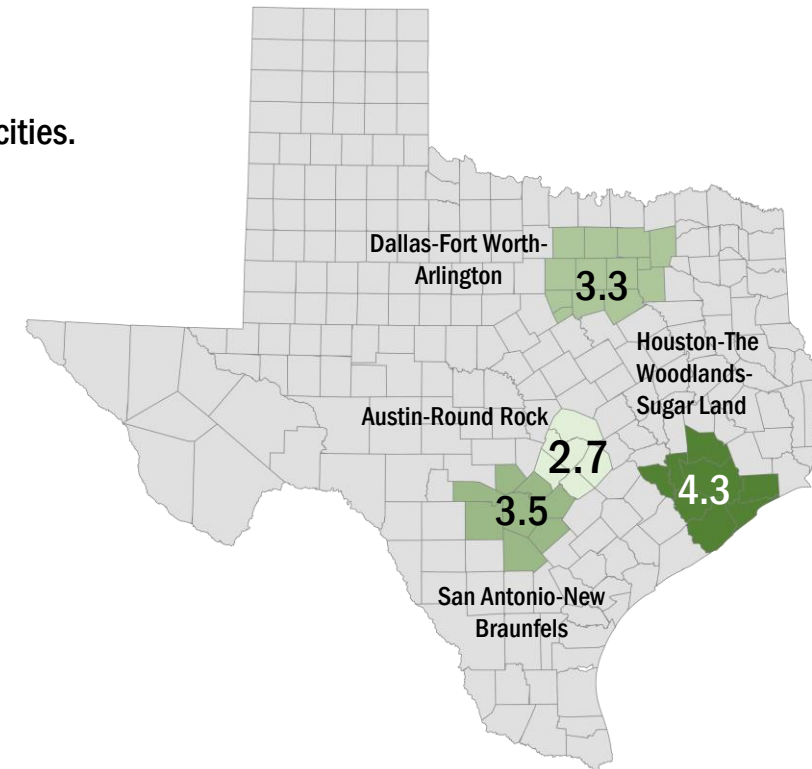
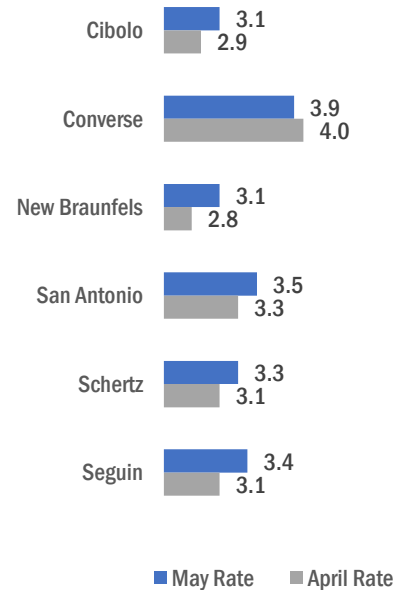
**SAN ANTONIO-NEW BRAUNFELS METRO 3.5 UNEMPLOYMENT RATE IS LOWER THAN 3.8 REPORTED FOR THE STATE AND RANKS 3<sup>rd</sup> AMONG THE LARGE METRO AREAS**

6/17/2022

Unemployment rates increased for most counties except McMullen and Karnes with no change.



New Braunfels has the lowest unemployment amongst area cities.



Source: Texas Workforce Commission/LMCI/LAUS

The Local Area Unemployment Statistics (LAUS) program produces monthly and annual employment, unemployment, and labor force data for Census regions and divisions, States, counties, metropolitan areas, and many cities.