

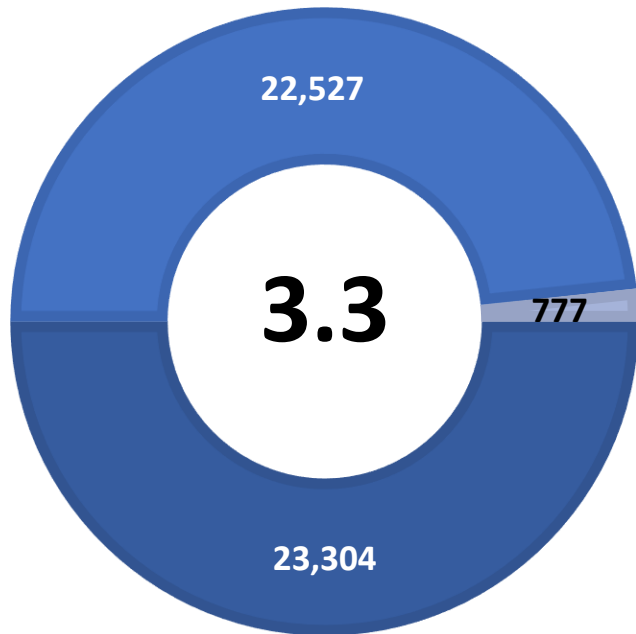
KENDALL COUNTY UNEMPLOYMENT RATE DECREASES TO 3.3 PERCENT

Workforce Solutions Alamo releases October 2021 Jobs Report

Source: Texas Workforce Commission/LMCI/LAUS

The Local Area Unemployment Statistics (LAUS) program produces monthly and annual employment, unemployment, and labor force data for Census regions and divisions, States, counties, metropolitan areas, and many cities.

KENDALL TX US

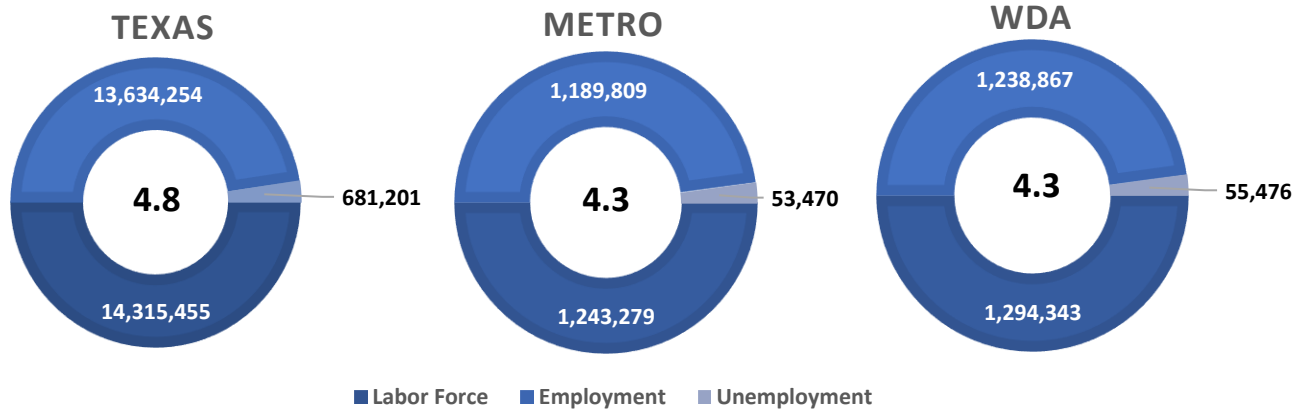


■ Labor Force
 ■ Employment
 ■ Unemployment

Highlights

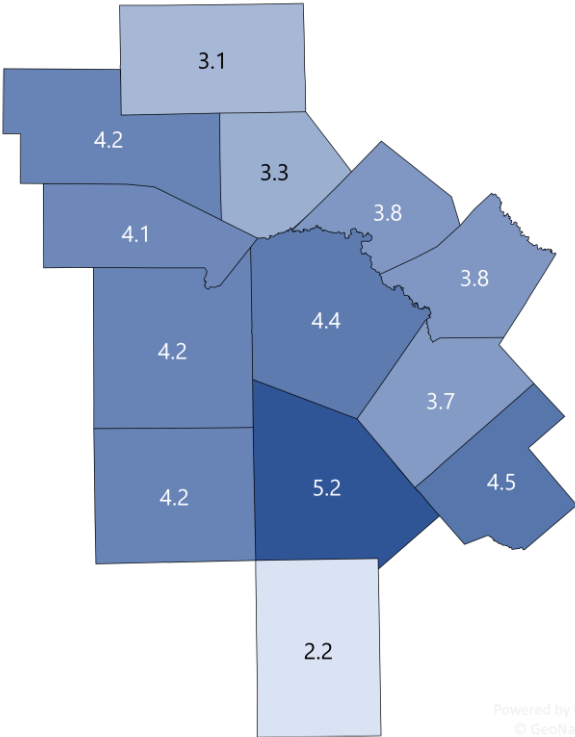
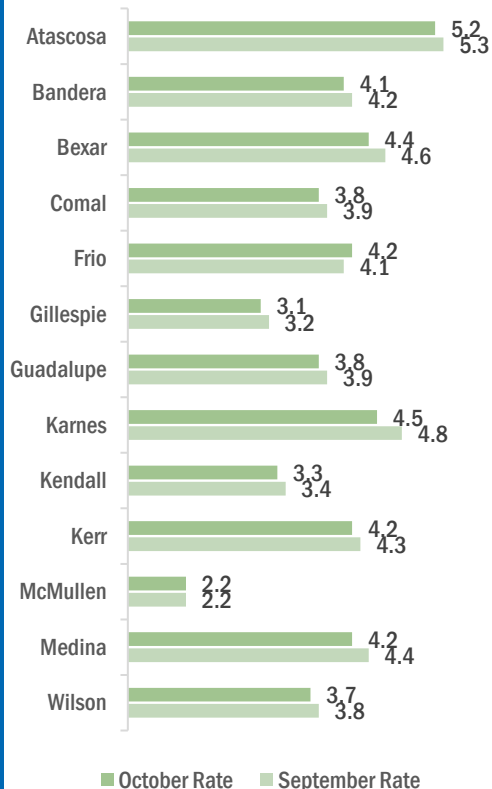
- **3.3% October County Unemployment Rate (Not Seasonally Adjusted)**
- **777 people actively looking and available for work**
- **DOWN from 3.4% in September**
- **LOWER than the 4.3% Unemployment Rate for the 13-County WDA Area**
- **LOWER than the 4.8% Unemployment Rate for the State of Texas**
- **KENDALL Unemployment Rate ranked 3rd lowest in the 13-County WDA Area**

Note: Only the actual/unadjusted series unemployment rate estimates for Texas and the US are comparable to sub-state unemployment rates. Adjusted rates are calculated by smoothing out the changes in unemployment due to the typical seasonal hiring and layoffs. Rates reported are estimates and variations in previously reported rates can occur with BLS readjustments.

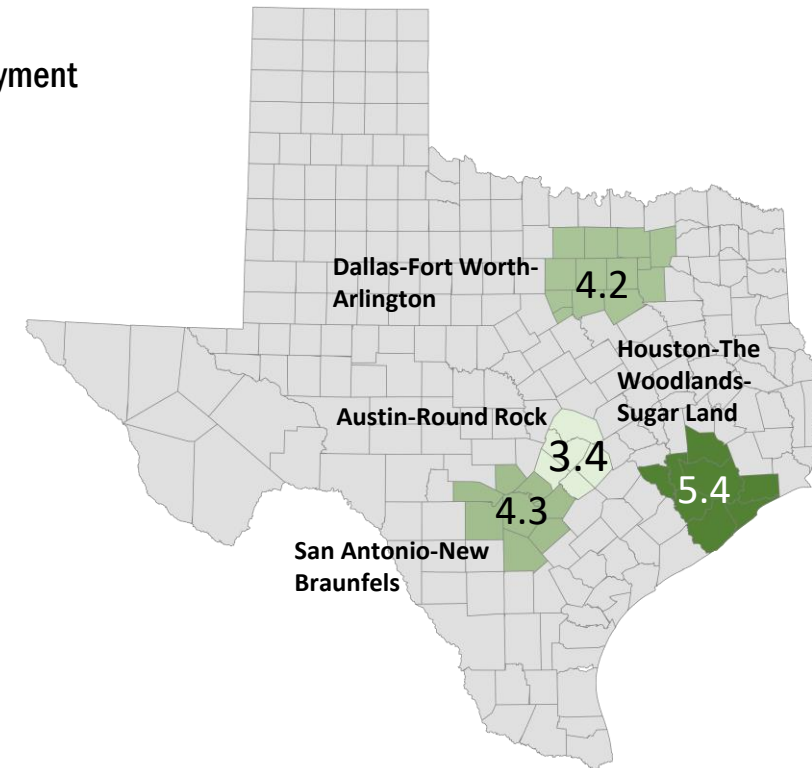
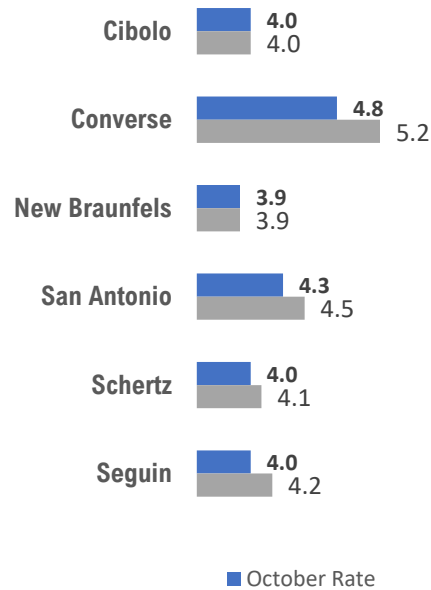


SAN ANTONIO-NEW BRAUNFELS METRO 4.3 UNEMPLOYMENT RATE IS LOWER THAN 4.8 REPORTED FOR THE STATE AND RANKS 3rd AMONG THE LARGE METRO AREAS
11/19/2021

Unemployment rates decreased for most counties except for McMullen with no change and Frio which increased.



New Braunfels has the lowest unemployment amongst area cities.



Source: Texas Workforce Commission/LMCI/LAUS

The **Local Area Unemployment Statistics (LAUS)** program produces monthly and annual employment, unemployment, and labor force data for Census regions and divisions, States, counties, metropolitan areas, and many cities.

Powered by Bing © GeoNames, Microsoft, TomTom