

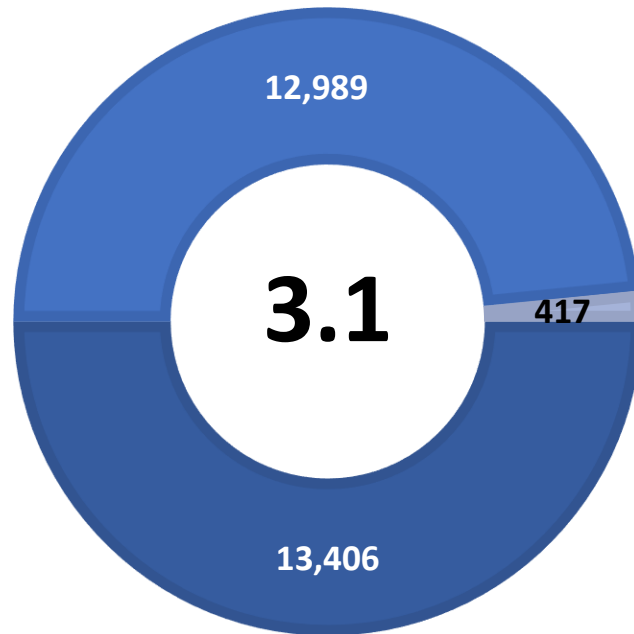
# GILLESPIE COUNTY UNEMPLOYMENT RATE DECREASES TO 3.1 PERCENT

## Workforce Solutions Alamo releases October 2021 Jobs Report

Source: Texas Workforce Commission/LMCI/LAUS

The Local Area Unemployment Statistics (LAUS) program produces monthly and annual employment, unemployment, and labor force data for Census regions and divisions, States, counties, metropolitan areas, and many cities.

GILLESPIE TX US



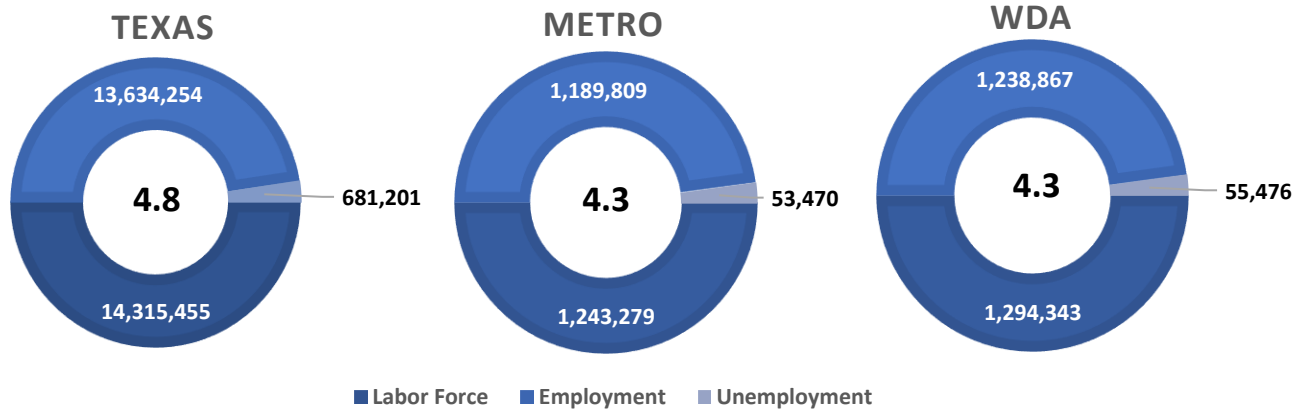
■ Labor Force
 ■ Employment
 ■ Unemployment

*Note: Only the actual/unadjusted series unemployment rate estimates for Texas and the US are comparable to sub-state unemployment rates. Adjusted rates are calculated by smoothing out the changes in unemployment due to the typical seasonal hiring and layoffs. Rates reported are estimates and variations in previously reported rates can occur with BLS readjustments.*

### Highlights

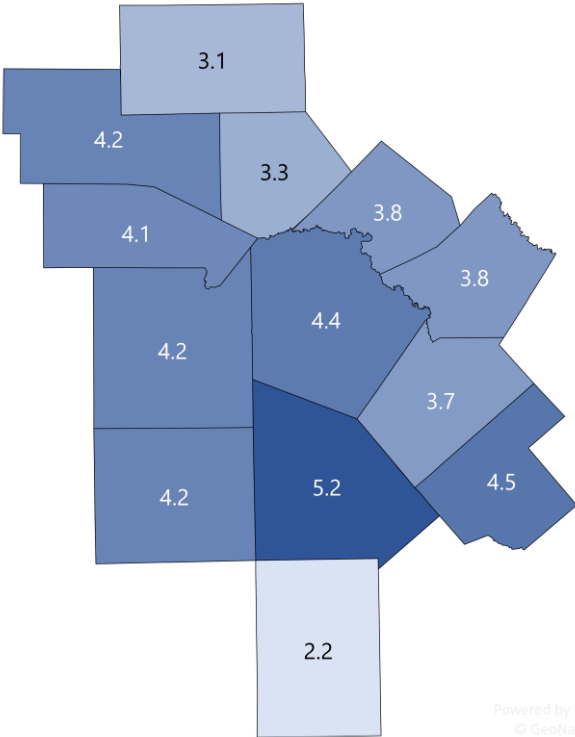
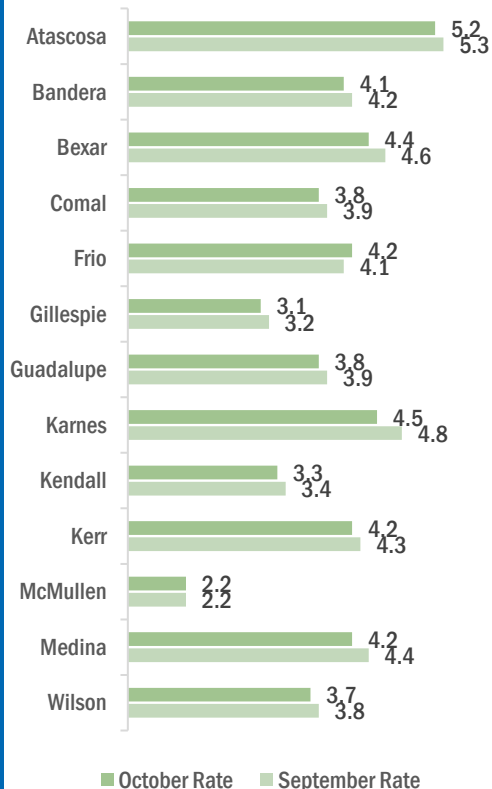
- **3.1% October County Unemployment Rate (Not Seasonally Adjusted)**
- **417 people actively looking and available for work**
- **DOWN from 3.2% in September**
- **LOWER than the 4.3% Unemployment Rate for the 13-County WDA Area**
- **LOWER than the 4.8% Unemployment Rate for the State of Texas**
- **GILLESPIE Unemployment Rate ranked 2<sup>nd</sup> lowest in the 13-County WDA Area**

*Workforce Solutions Alamo is an equal opportunity employer/program. Auxiliary aids and services are available upon request to individuals with disabilities. Texas Relay Numbers: 1-800-735-2989 (TDD) or 1-800-735-2988 (Voice) or 711.*



**SAN ANTONIO-NEW BRAUNFELS METRO 4.3 UNEMPLOYMENT RATE IS LOWER THAN 4.8 REPORTED FOR THE STATE AND RANKS 3<sup>rd</sup> AMONG THE LARGE METRO AREAS**  
11/19/2021

**Unemployment rates decreased for most counties except for McMullen with no change and Frio which increased.**



**New Braunfels has the lowest unemployment amongst area cities.**

