

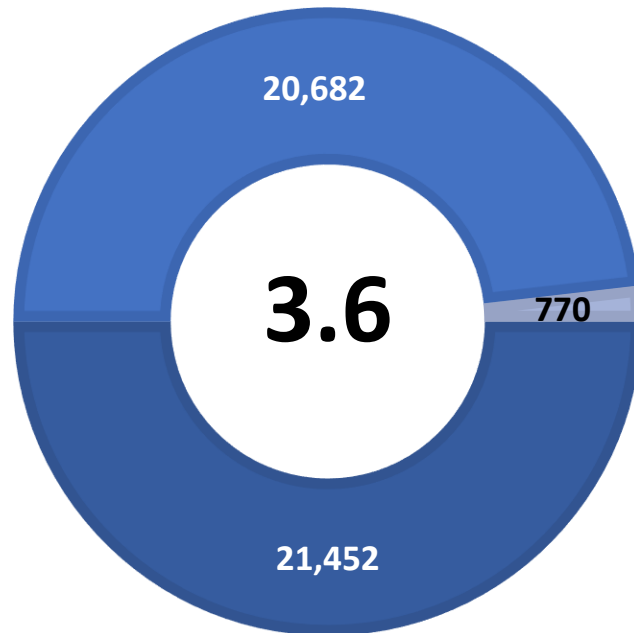
# KERR COUNTY UNEMPLOYMENT RATE DECREASES TO 3.6 PERCENT

## Workforce Solutions Alamo releases December 2021 Jobs Report

Source: Texas Workforce Commission/LMCI/LAUS

The Local Area Unemployment Statistics (LAUS) program produces monthly and annual employment, unemployment, and labor force data for Census regions and divisions, States, counties, metropolitan areas, and many cities.

KERR TX US



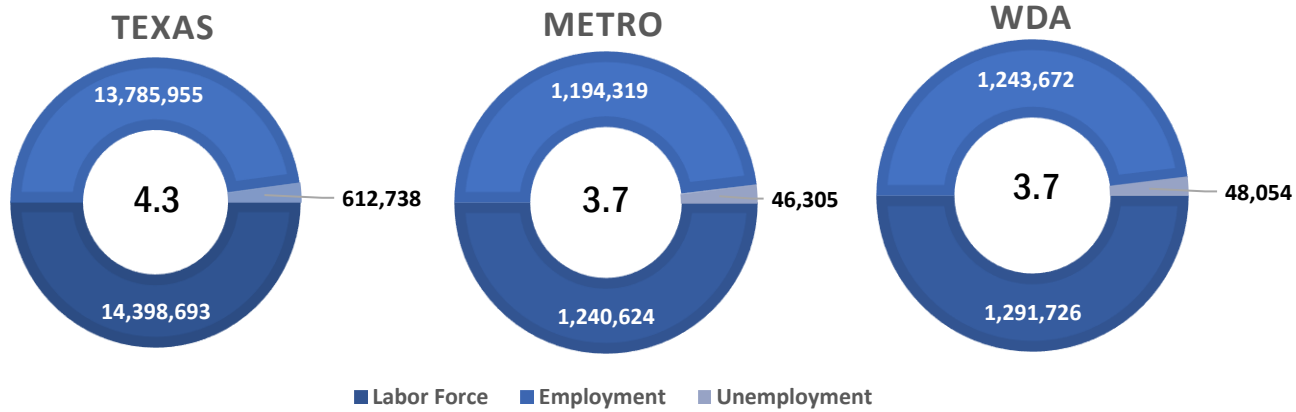
■ Labor Force
 ■ Employment
 ■ Unemployment

### Highlights

- **3.6% December County Unemployment Rate (Not Seasonally Adjusted)**
- **770 people actively looking and available for work**
- **DOWN** from 4.0% in November
- **LOWER** than the 3.7% Unemployment Rate for the 13-County WDA Area
- **LOWER** than the 4.3% Unemployment Rate for the State of Texas
- **KERR Unemployment Rate ranked 5<sup>th</sup> highest in the 13-County WDA Area**

*Note: Only the actual/unadjusted series unemployment rate estimates for Texas and the US are comparable to sub-state unemployment rates. Adjusted rates are calculated by smoothing out the changes in unemployment due to the typical seasonal hiring and layoffs. Rates reported are estimates and variations in previously reported rates can occur with BLS readjustments.*

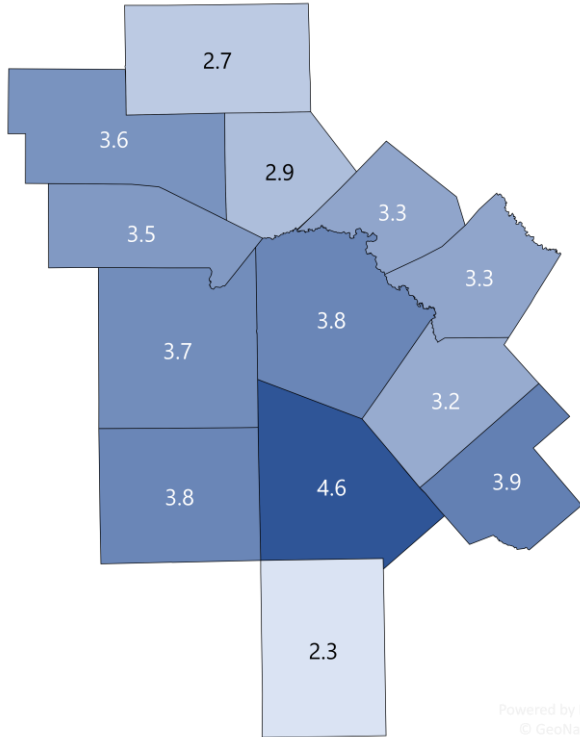
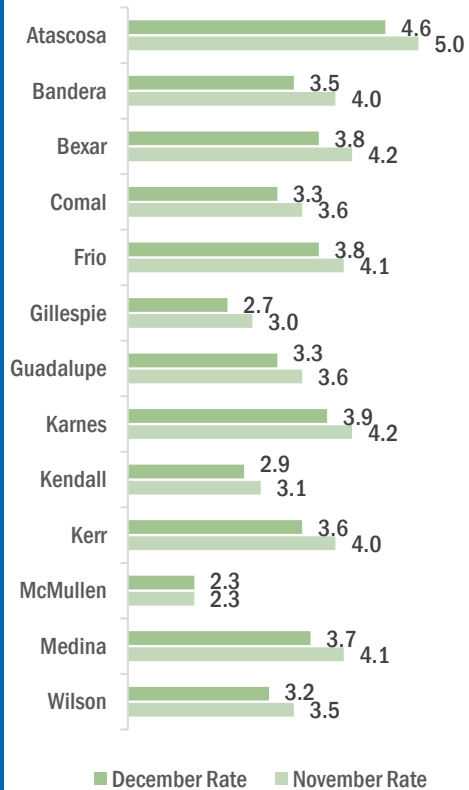
*Workforce Solutions Alamo is an equal opportunity employer/program. Auxiliary aids and services are available upon request to individuals with disabilities. Texas Relay Numbers: 1-800-735-2989 (TDD) or 1-800-735-2988 (Voice) or 711.*



**SAN ANTONIO-NEW BRAUNFELS METRO 3.7 UNEMPLOYMENT RATE IS LOWER THAN 4.3 REPORTED FOR THE STATE AND RANKS 3<sup>rd</sup> AMONG THE LARGE METRO AREAS**

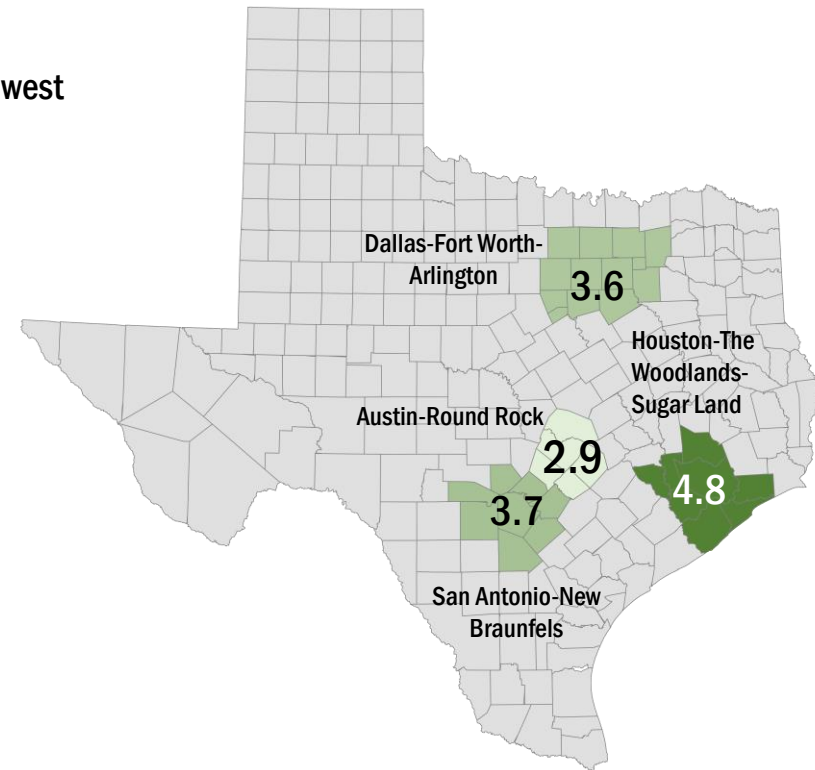
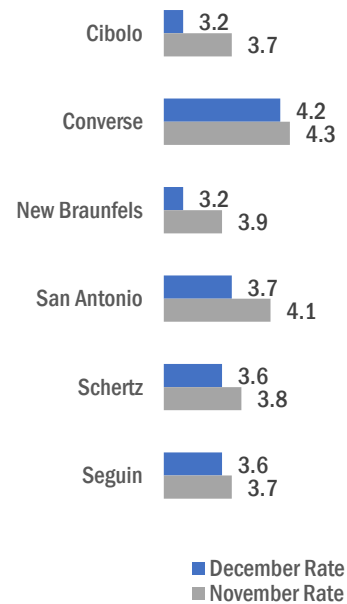
1/21/2022

Unemployment rates decreased for most counties except McMullen with no change.



Powered by Bing © GeoNames

New Braunfels and Cibolo have the lowest unemployment amongst area cities.



Powered by Bing © GeoNames, Microsoft, TomTom

Source: Texas Workforce Commission/LMCI/LAUS

The Local Area Unemployment Statistics (LAUS) program produces monthly and annual employment, unemployment, and labor force data for Census regions and divisions, States, counties, metropolitan areas, and many cities.