

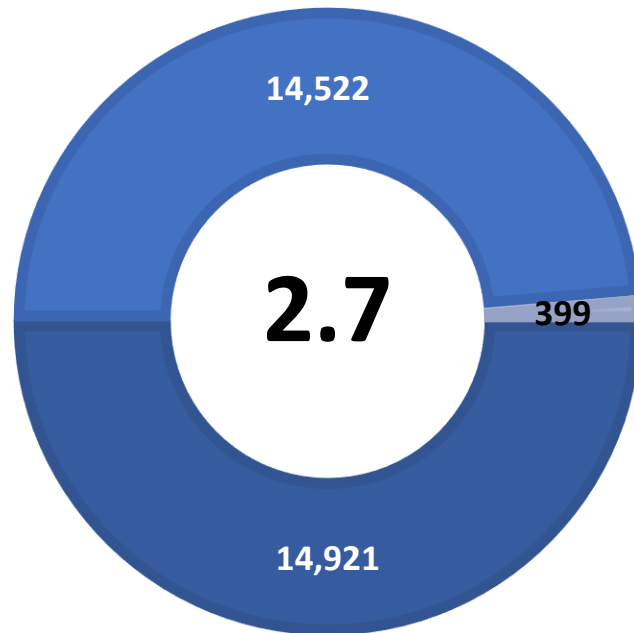
GILLESPIE COUNTY UNEMPLOYMENT RATE INCREASES TO 2.7 PERCENT

Workforce Solutions Alamo releases June 2022 Jobs Report

Source: Texas Workforce Commission/LMCI/LAUS

The Local Area Unemployment Statistics (LAUS) program produces monthly and annual employment, unemployment, and labor force data for Census regions and divisions, States, counties, metropolitan areas, and many cities.

GILLESPIE TX US



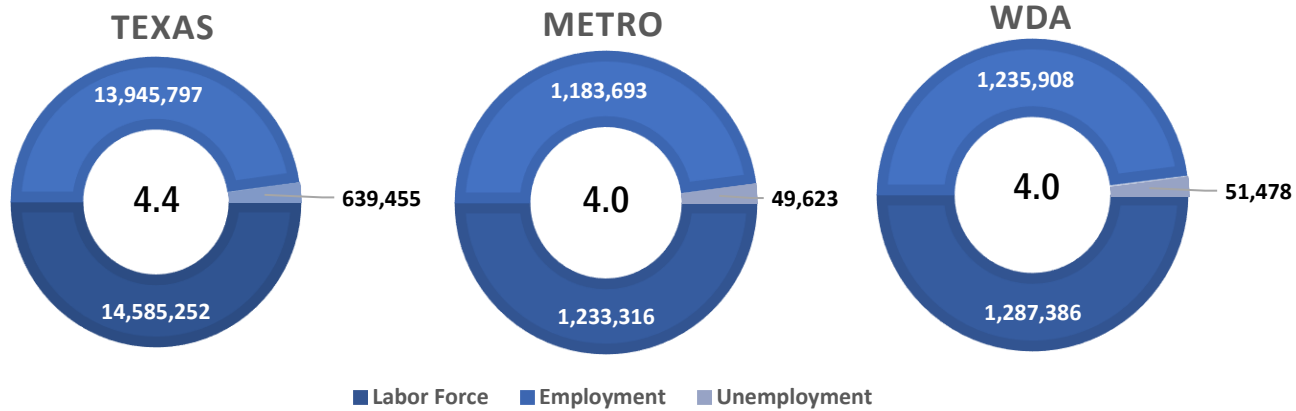
■ Labor Force
 ■ Employment
 ■ Unemployment

Highlights

- **2.7% June County Unemployment Rate (Not Seasonally Adjusted)**
- **399 people actively looking and available for work**
- **UP from 2.4% in May**
- **LOWER than the 4.0% Unemployment Rate for the 13-County WDA Area**
- **LOWER than the 4.4% Unemployment Rate for the State of Texas**
- **GILLESPIE Unemployment Rate ranked 2nd lowest in the 13-County WDA Area**

Note: Only the actual/unadjusted series unemployment rate estimates for Texas and the US are comparable to sub-state unemployment rates. Adjusted rates are calculated by smoothing out the changes in unemployment due to the typical seasonal hiring and layoffs. Rates reported are estimates and variations in previously reported rates can occur with BLS readjustments.

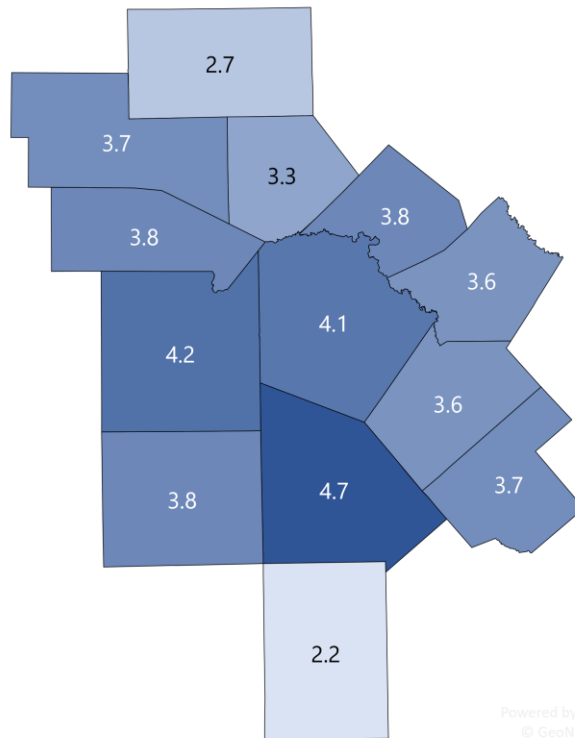
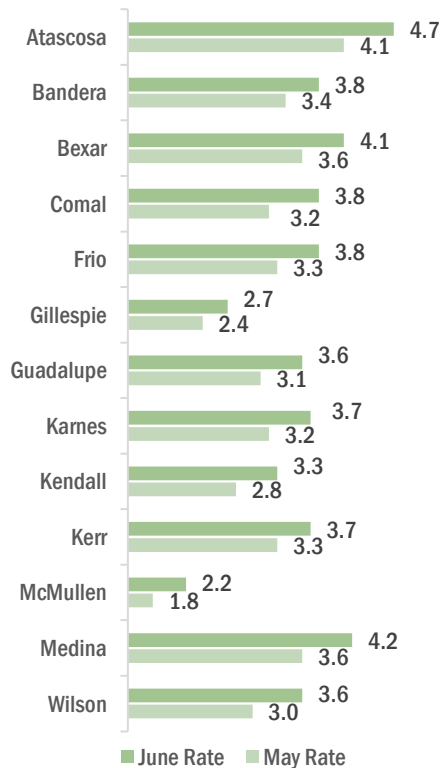
Workforce Solutions Alamo is an equal opportunity employer/program. Auxiliary aids and services are available upon request to individuals with disabilities. Texas Relay Numbers: 1-800-735-2989 (TDD) or 1-800-735-2988 (Voice) or 711.



SAN ANTONIO-NEW BRAUNFELS METRO 4.0 UNEMPLOYMENT RATE IS LOWER THAN 4.4 REPORTED FOR THE STATE AND RANKS 3rd AMONG THE LARGE METRO AREAS

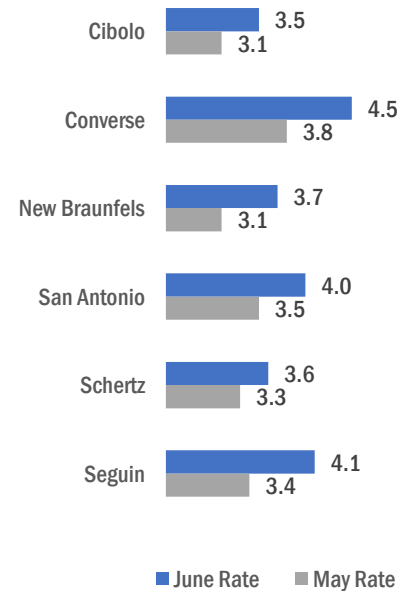
7/22/2022

Unemployment rates increased for all counties.

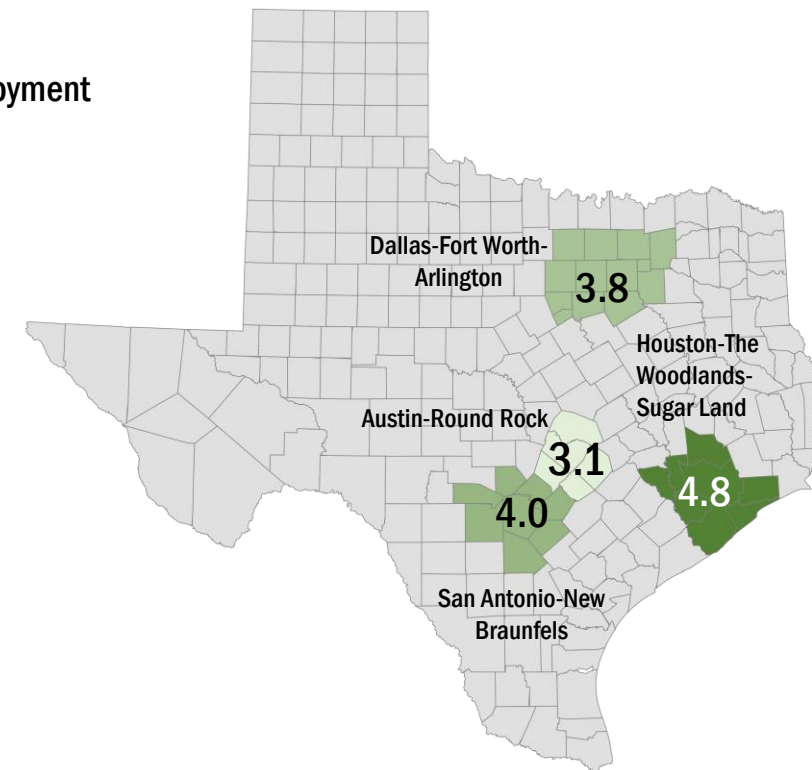


Powered by Bing © GeoNames

Cibolo has the lowest unemployment amongst area cities.



■ June Rate ■ May Rate



Powered by Bing © GeoNames, Microsoft, TomTom

Source: Texas Workforce Commission/LMCI/LAUS

The Local Area Unemployment Statistics (LAUS) program produces monthly and annual employment, unemployment, and labor force data for Census regions and divisions, States, counties, metropolitan areas, and many cities.