

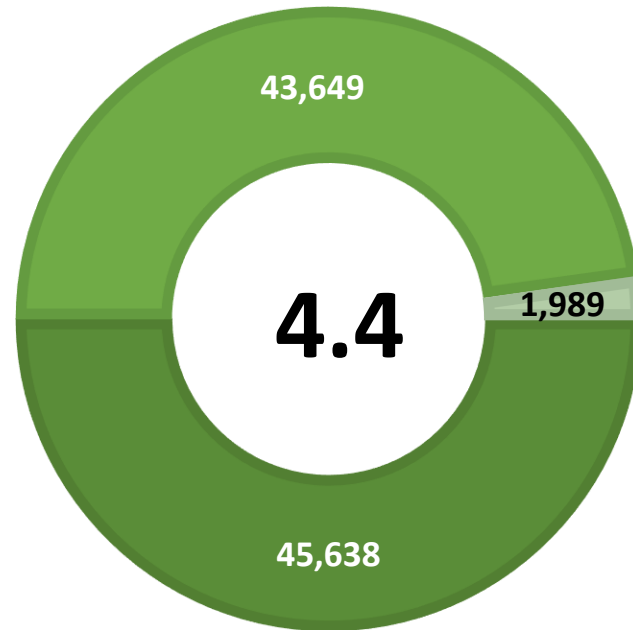
# CITY OF NEW BRAUNFELS UNEMPLOYMENT RATE DECREASES TO 4.4 PERCENT

## *Workforce Solutions Alamo releases May 2021 Jobs Report*

Source: Texas Workforce Commission/LMCI/LAUS

The Local Area Unemployment Statistics (LAUS) program produces monthly and annual employment, unemployment, and labor force data for Census regions and divisions, States, counties, metropolitan areas, and many cities.

### CITY OF NEW BRAUNFELS



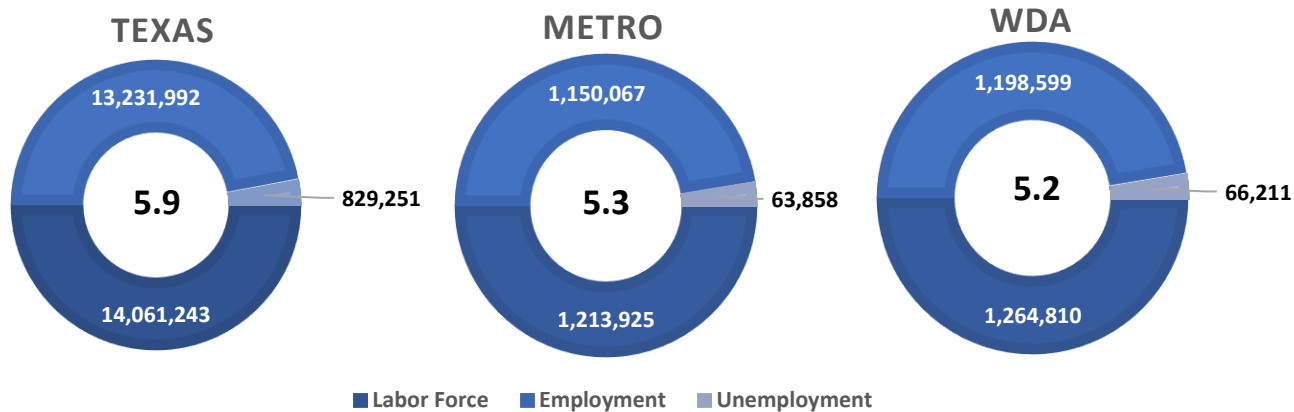
■ Labor Force
 ■ Employment
 ■ Unemployment

### Highlights

- **4.4% May City Unemployment Rate (Not Seasonally Adjusted)**
- **1,989 people actively looking and available for work**
- **DOWN from 4.7% in APRIL**
- **LOWER than the 5.3% Unemployment Rate for the San Antonio-New Braunfels Metro Area**
- **LOWER than the 5.9% Unemployment Rate for the State of Texas**
- **City of New Braunfels Unemployment Rate ranked lowest in the San Antonio-New Braunfels Metro Area**

*Note: Only the actual/unadjusted series unemployment rate estimates for Texas and the US are comparable to sub-state unemployment rates. Adjusted rates are calculated by smoothing out the changes in unemployment due to the typical seasonal hiring and layoffs. Rates reported are estimates and variations in previously reported rates can occur with BLS readjustments.*

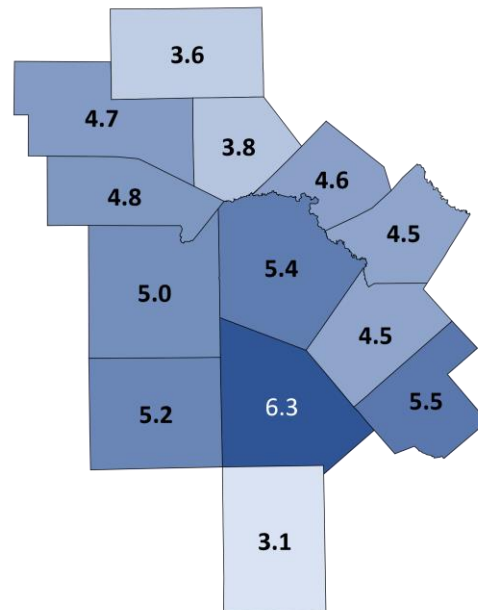
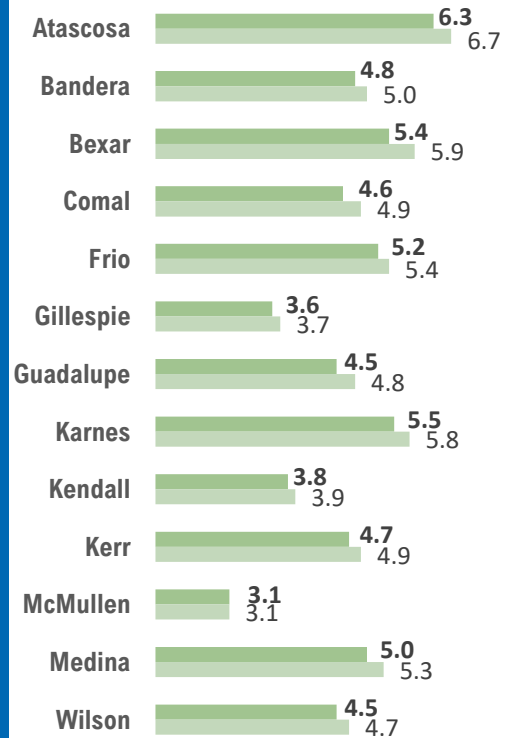
*Workforce Solutions Alamo is an equal opportunity employer/program. Auxiliary aids and services are available upon request to individuals with disabilities. Texas Relay Numbers: 1-800-735-2989 (TDD) or 1-800-735-2988 (Voice) or 711.*



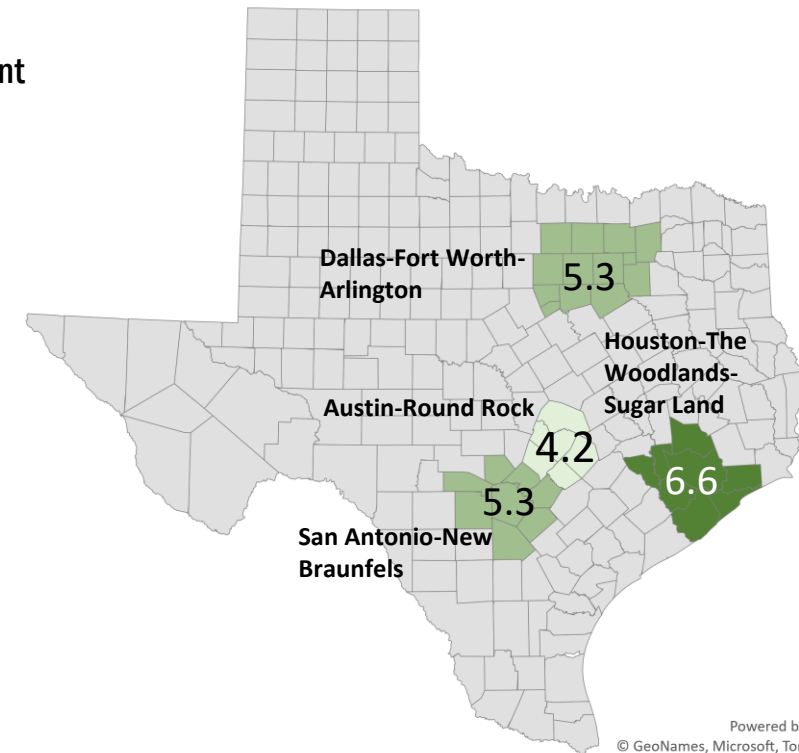
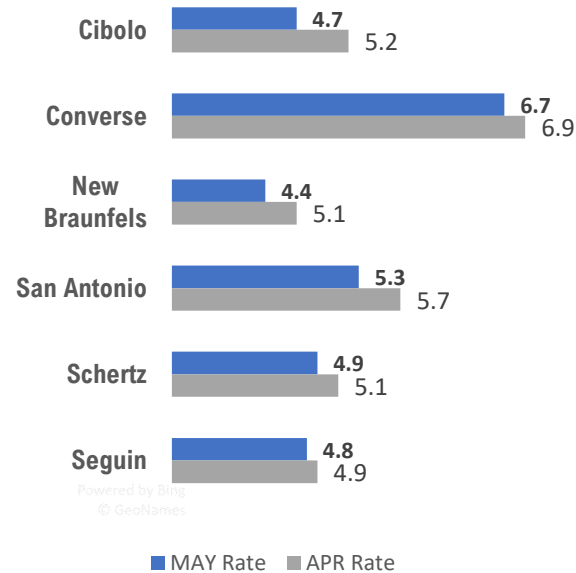
**SAN ANTONIO-NEW  
 BRAUNFELS METRO 5.3  
 UNEMPLOYMENT RATE IS  
 LOWER THAN 5.9 REPORTED  
 FOR THE STATE AND RANKS  
 2ND (tie) AMONG THE LARGE  
 METRO AREAS**

06/18/2021

Unemployment rates declined for all 13 counties from the previous month.



New Braunfels has the lowest unemployment amongst area cities.



Source: Texas Workforce Commission/LMCI/LAUS

The **Local Area Unemployment Statistics (LAUS)** program produces monthly and annual employment, unemployment, and labor force data for Census regions and divisions, States, counties, metropolitan areas, and many cities.