

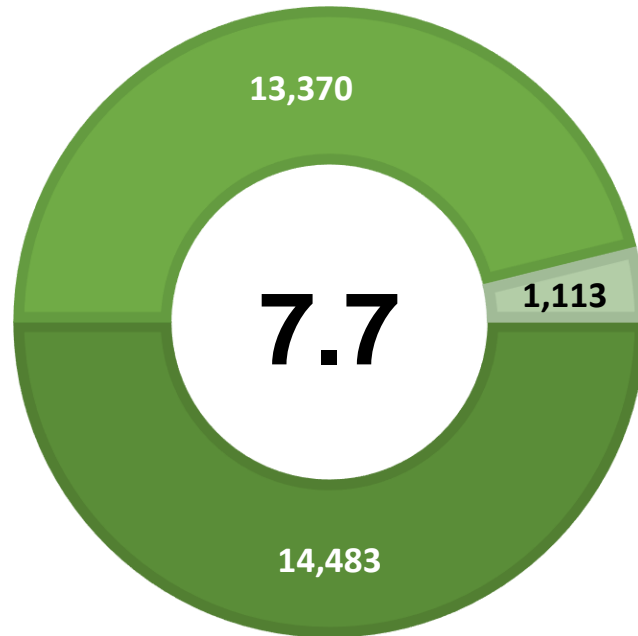
## CITY OF CONVERSE UNEMPLOYMENT RATE REMAINS AT 7.7 PERCENT

### Workforce Solutions Alamo releases FEBRUARY 2021 Jobs Report

Source: Texas Workforce Commission/LMCI/LAUS

The Local Area Unemployment Statistics (LAUS) program produces monthly and annual employment, unemployment, and labor force data for Census regions and divisions, States, counties, metropolitan areas, and many cities.

#### CITY OF CONVERSE



■ Labor Force ■ Employment ■ Unemployment

#### Highlights

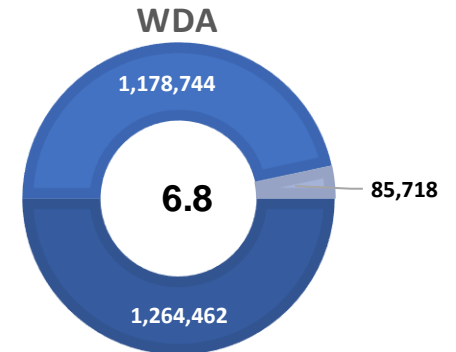
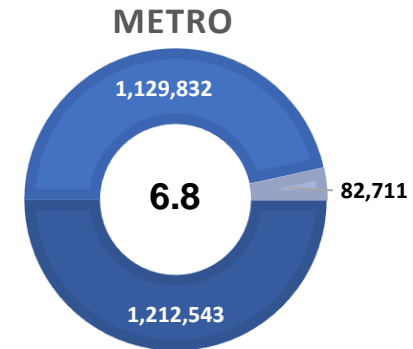
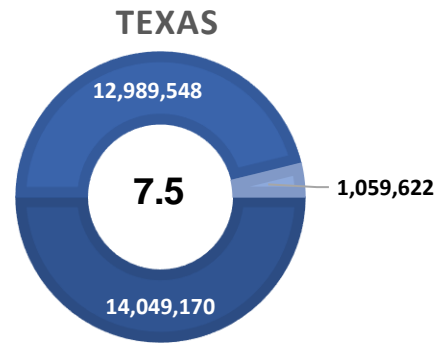
- **7.7% FEBRUARY City Unemployment Rate (Not Seasonally Adjusted)**
- **1,113 people actively looking and available for work**
- **EQUAL to 7.7% in JANUARY**
- **HIGHER than the 6.8% Unemployment Rate for the San Antonio-New Braunfels Metro Area**
- **HIGHER than the 7.5% Unemployment Rate for the State of Texas**
- **City of Converse Unemployment Rate ranked highest in the San Antonio-New Braunfels Metro Area**

*Note: Only the actual/unadjusted series unemployment rate estimates for Texas and the US are comparable to sub-state unemployment rates. Adjusted rates are calculated by smoothing out the changes in unemployment due to the typical seasonal hiring and layoffs. Rates reported are estimates and variations in previously reported rates can occur with BLS readjustments.*

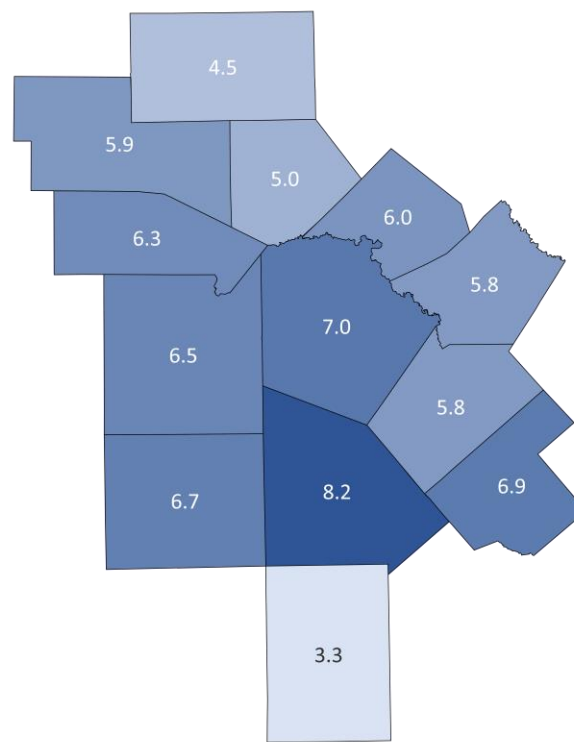
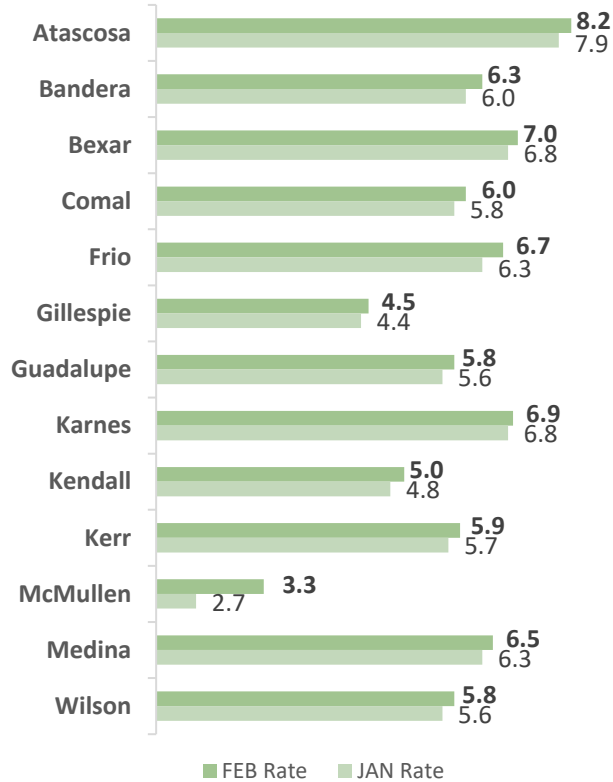
*Workforce Solutions Alamo is an equal opportunity employer/program. Auxiliary aids and services are available upon request to individuals with disabilities. Texas Relay Numbers: 1-800-735-2989 (TDD) or 1-800-735-2988 (Voice) or 711.*

# AREA UNEMPLOYMENT RATES SNAPSHOT

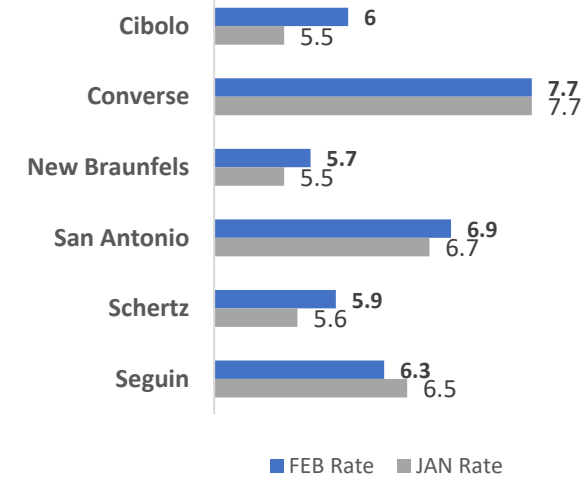
03/26/2021



## County Rates



## City Rates



Powered by Bing  
© GeoNames

Source: Texas Workforce Commission/LMCI/LAUS

The **Local Area Unemployment Statistics (LAUS)** program produces monthly and annual employment, unemployment, and labor force data for Census regions and divisions, States, counties, metropolitan areas, and many cities.