

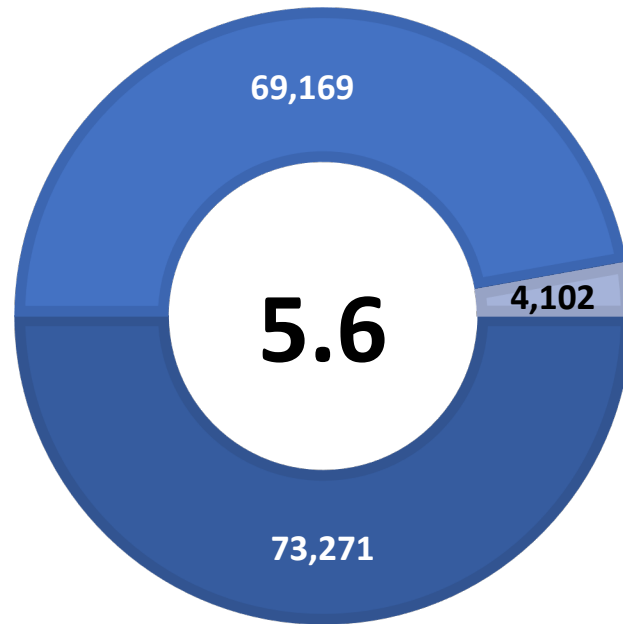
COMAL COUNTY UNEMPLOYMENT RATE DECREASES TO 5.6 PERCENT

Workforce Solutions Alamo releases December 2020 Jobs Report

Source: Texas Workforce Commission/LMCI/LAUS

The Local Area Unemployment Statistics (LAUS) program produces monthly and annual employment, unemployment, and labor force data for Census regions and divisions, States, counties, metropolitan areas, and many cities.

COMAL TX US



■ Labor Force
 ■ Employment
 ■ Unemployment

Highlights

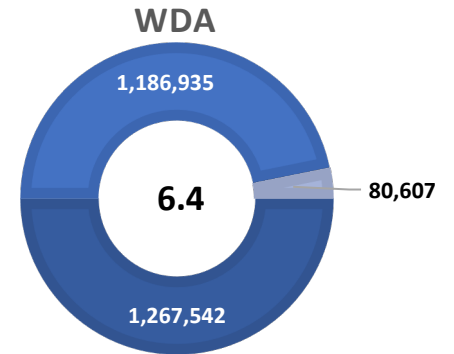
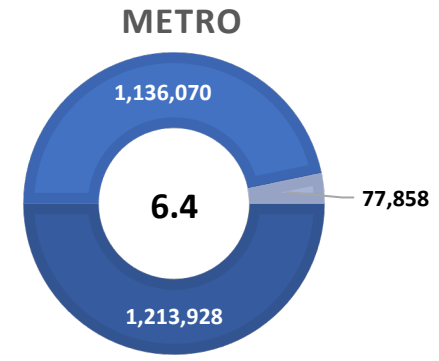
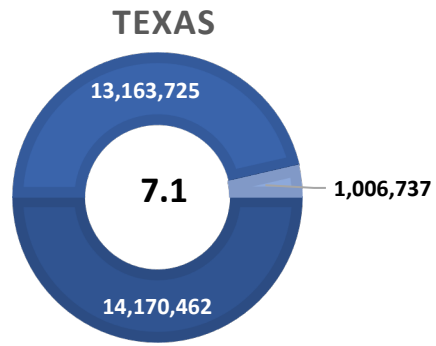
- **5.6% December County Unemployment Rate (Not Seasonally Adjusted)**
- **4,102 people actively looking and available for work**
- **DOWN from 6.4% in November**
- **LOWER than the 6.4% Unemployment Rate 13-County WDA Area**
- **LOWER than the 7.1% Unemployment Rate for the State of Texas**
- **COMAL Unemployment Rate ranked 6th highest in the 13-County WDA Area**

Note: Only the actual/unadjusted series unemployment rate estimates for Texas and the US are comparable to sub-state unemployment rates. Adjusted rates are calculated by smoothing out the changes in unemployment due to the typical seasonal hiring and layoffs. Rates reported are estimates and variations in previously reported rates can occur with BLS readjustments.

Workforce Solutions Alamo is an equal opportunity employer/program. Auxiliary aids and services are available upon request to individuals with disabilities. Texas Relay Numbers: 1-800-735-2989 (TDD) or 1-800-735-2988 (Voice) or 711.

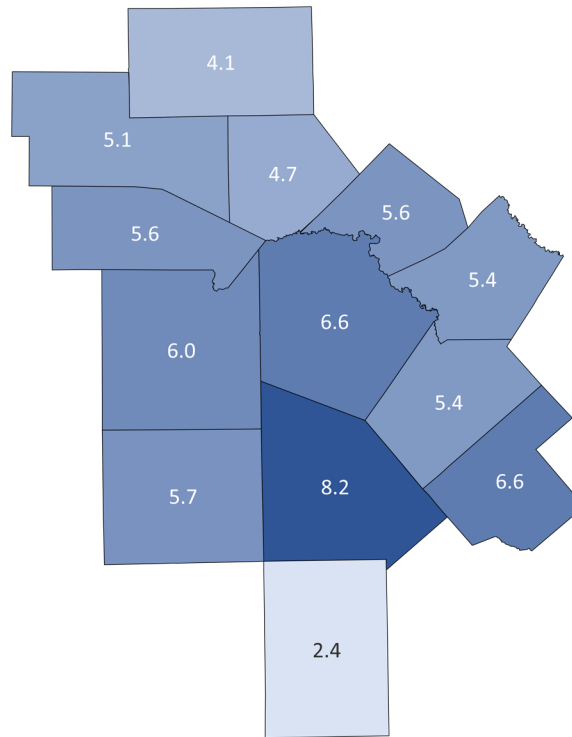
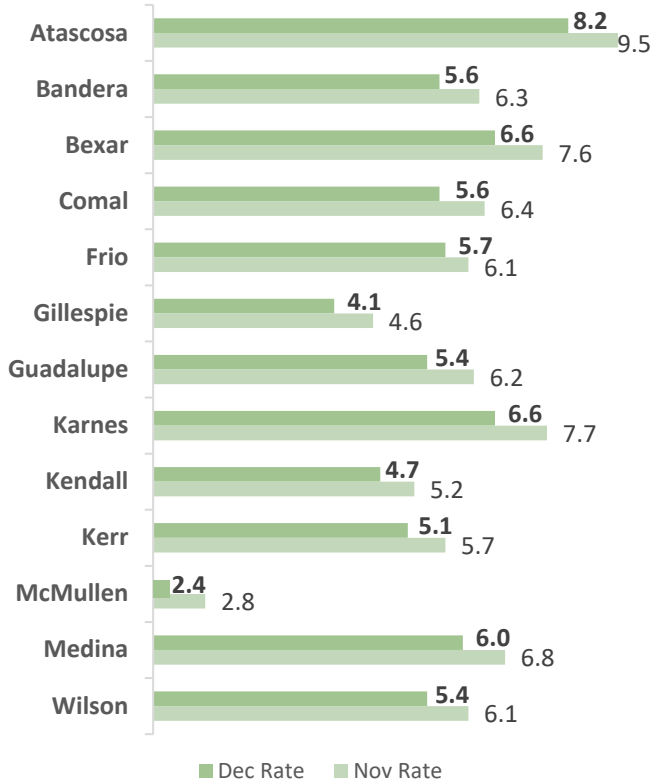
AREA UNEMPLOYMENT RATES SNAPSHOT

01/22/2021

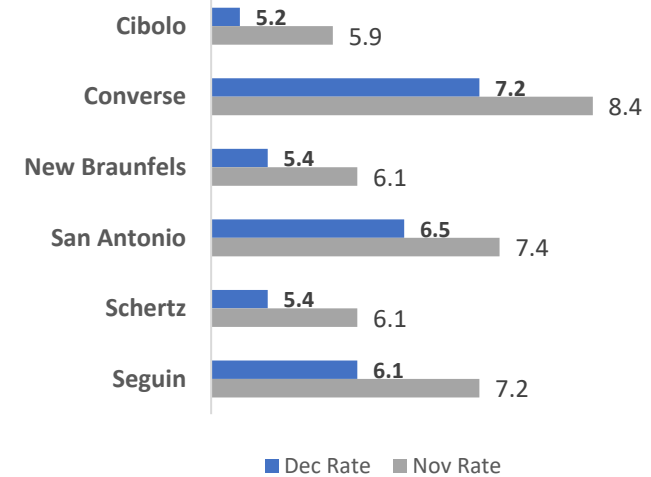


■ Labor Force ■ Employment ■ Unemployment

County Rates



City Rates



Powered by Bing
© GeoNames

Source: Texas Workforce Commission/LMCI/LAUS

The **Local Area Unemployment Statistics (LAUS)** program produces monthly and annual employment, unemployment, and labor force data for Census regions and divisions, States, counties, metropolitan areas, and many cities.