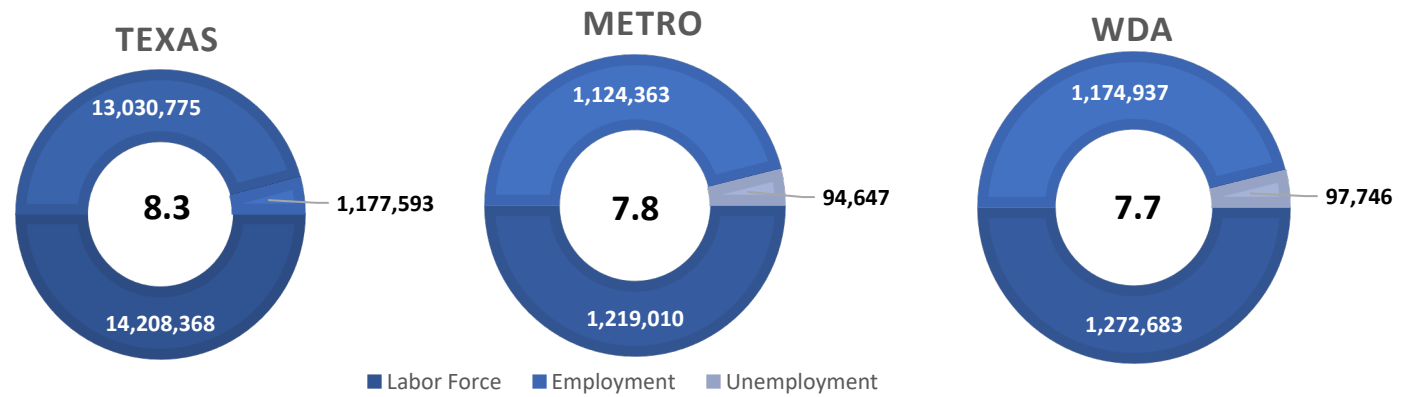
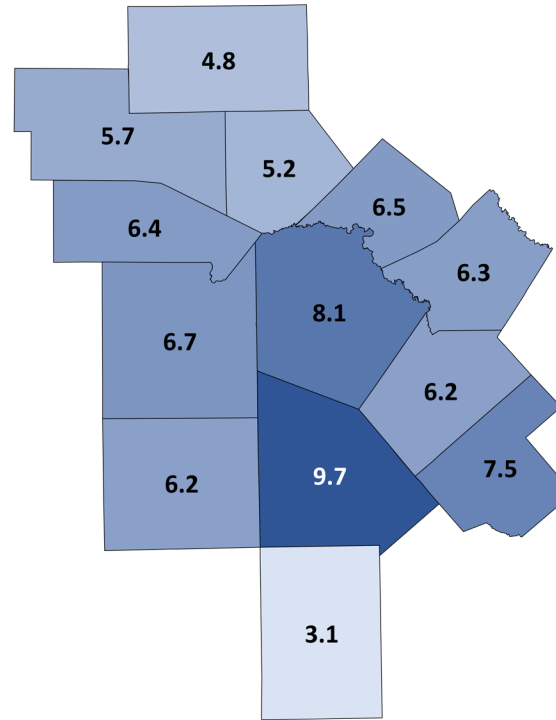
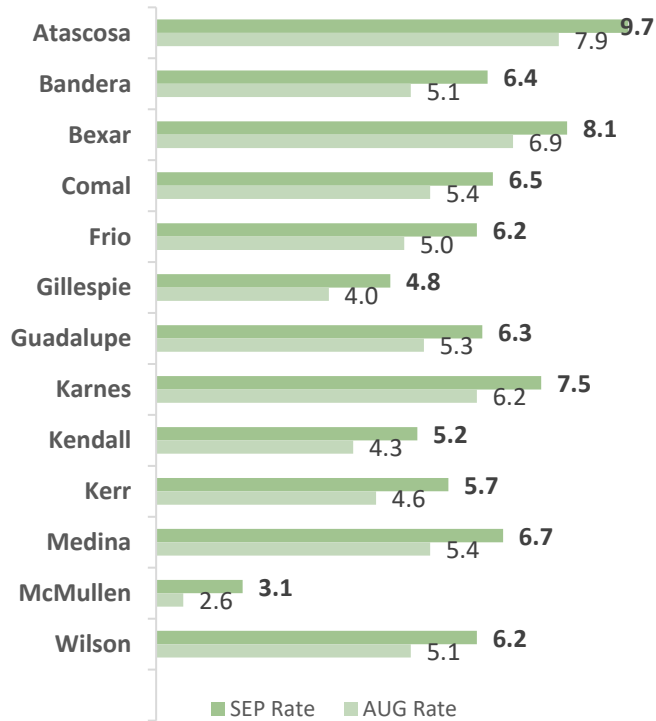


AREA UNEMPLOYMENT RATES SNAPSHOT

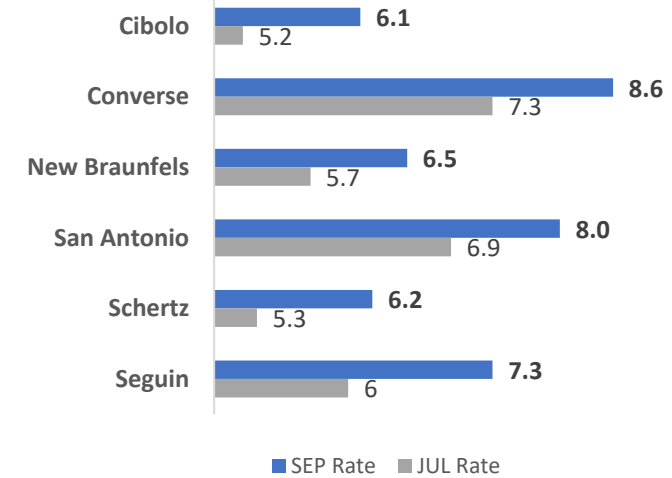
10/16/2020



County Rates



City Rates



Powered by Bing
 © GeoNames

Source: Texas Workforce Commission/LMCI/LAUS

The **Local Area Unemployment Statistics (LAUS)** program produces monthly and annual employment, unemployment, and labor force data for Census regions and divisions, States, counties, metropolitan areas, and many cities.

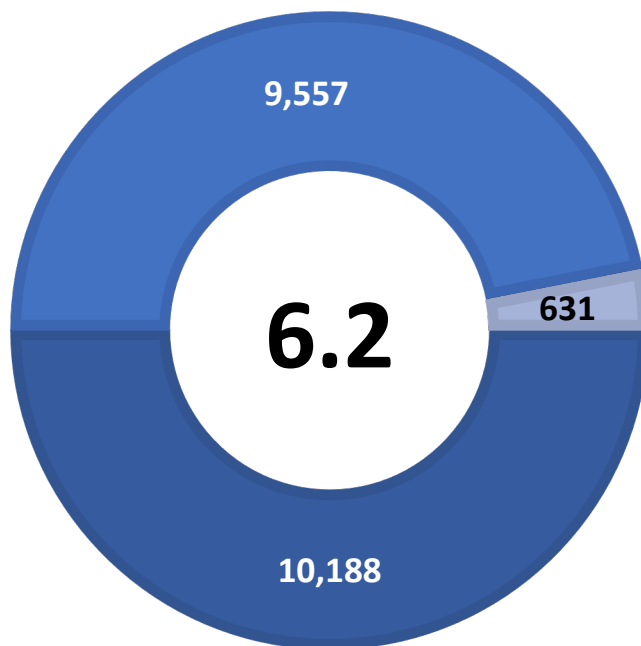
FRIO COUNTY UNEMPLOYMENT RATE INCREASES TO 6.2 PERCENT

Workforce Solutions Alamo releases September 2020 Jobs Report

Source: Texas Workforce Commission/LMCI/LAUS

The Local Area Unemployment Statistics (LAUS) program produces monthly and annual employment, unemployment, and labor force data for Census regions and divisions, States, counties, metropolitan areas, and many cities.

FRIO TX US



■ Labor Force
 ■ Employment
 ■ Unemployment

Note: Only the actual/unadjusted series unemployment rate estimates for Texas and the US are comparable to sub-state unemployment rates. Adjusted rates are calculated by smoothing out the changes in unemployment due to the typical seasonal hiring and layoffs. Rates reported are estimates and variations in previously reported rates can occur with BLS readjustments.

Highlights

- **6.2% September County Unemployment Rate (Not Seasonally Adjusted)**
- **631 people actively looking and available for work**
- **Up from 5.0% in August**
- **LOWER than the 7.7% Unemployment Rate 13-County WDA Area**
- **LOWER than the 8.3% Unemployment Rate for the State of Texas**
- **FRIO Unemployment Rate ranked 5th lowest in the 13-County WDA Area**

Workforce Solutions Alamo is an equal opportunity employer/program. Auxiliary aids and services are available upon request to individuals with disabilities. Texas Relay Numbers: 1-800-735-2989 (TDD) or 1-800-735-2988 (Voice) or 711.